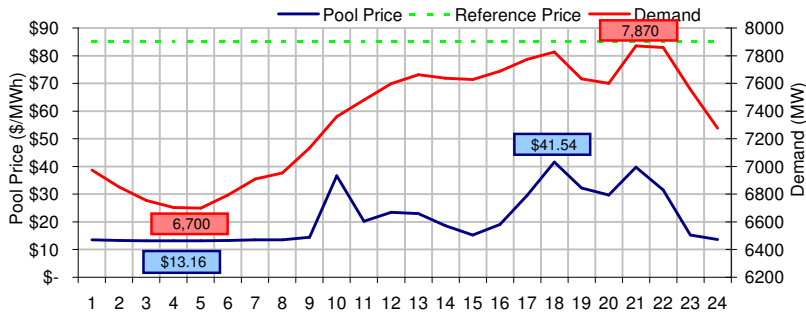
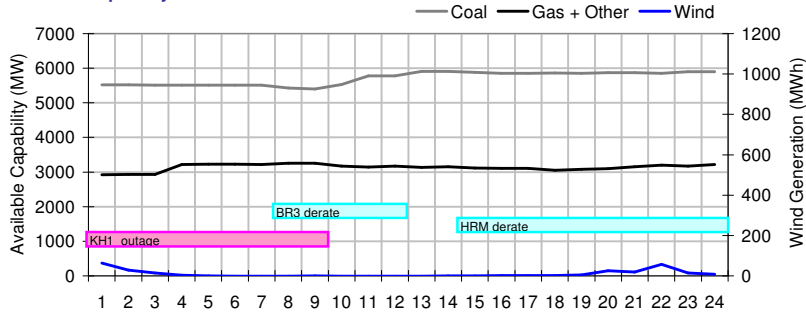


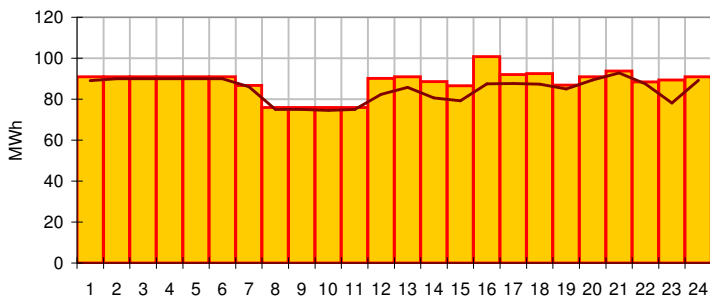
Pool Price and Demand



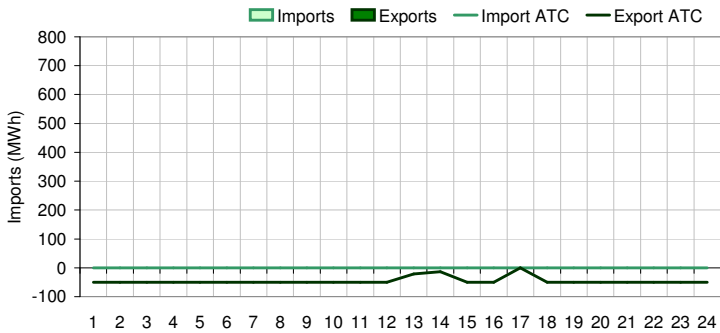
Available Capacity



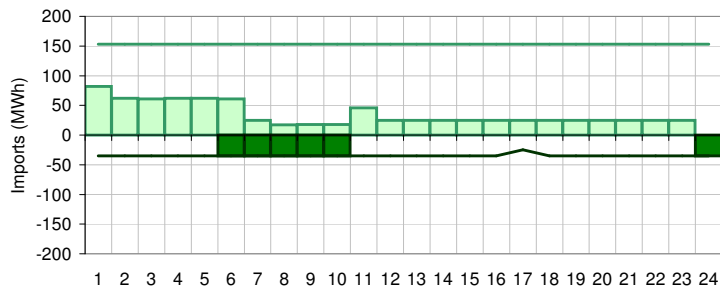
Dispatched TMR and DDS



BC Intertie



SK Intertie



Pool Price (\$/MWh)

	Today	This day last week	30 day rolling average	Year to date
average	\$ 21.27	\$ 39.79	\$ 63.43	\$ 87.05
on peak	NA	NA	\$ 90.78	\$ 112.99
off peak	\$ 21.27	\$ 39.79	\$ 31.90	\$ 48.20

Gas price

	Today	This day last week	30 day rolling average	Year to date
AECO-C (\$/GJ)	\$ 5.70	\$ 6.76	\$ 6.67	\$ 8.41
Heat rate (GJ/MWh)	3.73	5.89	9.50	10.35

Demand (MWh)

	Today	This day last week	30 day rolling average	Year to date
average	7343	7426	7907	7944
on peak	NA	NA	8306	8325
off peak	7343	7426	7331	7388

Coal

	Today	This day last week	30 day rolling average	Year to date
average AC/MC (%)	95.1%	82.2%	86.3%	85.0%
maximum AC/MC (%)	98.4%	85.7%	89.5%	
minimum AC/MC (%)	89.9%	76.0%	82.4%	

Gas + Other

	Today	This day last week	30 day rolling average	Year to date
average AC/MC (%)	64.5%	73.1%	74.8%	74.2%
maximum AC/MC (%)	66.8%	76.6%	77.3%	
minimum AC/MC (%)	60.0%	69.2%	70.8%	

Wind Generation (MWh)

	Today	This day last week	30 day rolling average	Year to date
average	10	82		
minimum	0	31		
maximum	63	164		

Transmission Must Run (MWh)

	Today	This day last week	30 day rolling average	Year to date
average	88	89		
minimum	76	79		
maximum	101	92		

Dispatch Down Service (MWh)

	Today	This day last week	30 day rolling average	Year to date
average	85	86		
minimum	75	74		
maximum	93	90		

Intertie

	Today	This day last week	30 day rolling average	Year to date
Mid-C On-Peak	NA	NA	\$ 68.11	\$ 69.33
Mid-C Off-Peak	\$ 57.08	\$ 57.38	\$ 55.26	\$ 53.08
Minn Hub On-Peak	\$ 35.87	\$ 65.64	\$ 58.42	\$ 67.77
Minn Hub Off-Peak	\$ 9.30	\$ 19.66	\$ 13.22	\$ 26.49
Exchange rate (US:CDN)	1.06294	1.06448		

	Today	This day last week	30 day rolling average	Year to date
BC Import % of ATC	0.0%	0.4%	12.9%	35.4%
SK Import % of ATC	22.2%	63.8%	54.6%	54.4%
BC Export % of ATC	0.0%	17.3%	35.8%	20.7%
SK Export % of ATC	25.3%	0.0%	5.8%	14.2%

Summary of Average Pool Price and Gas price

