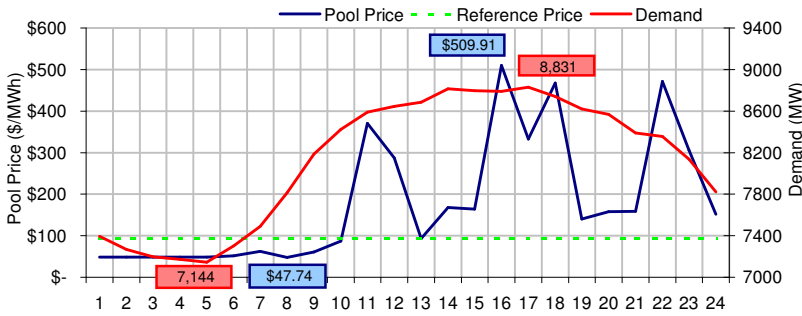
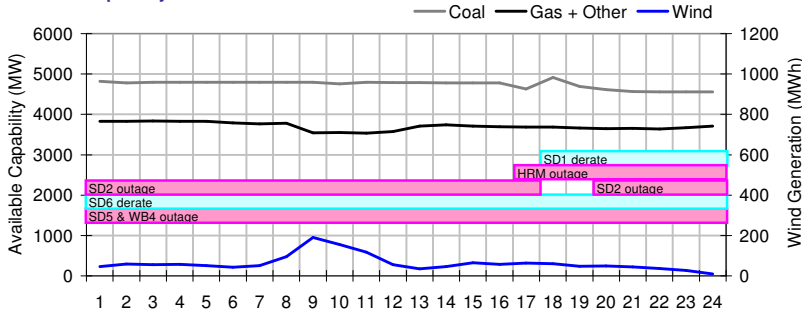


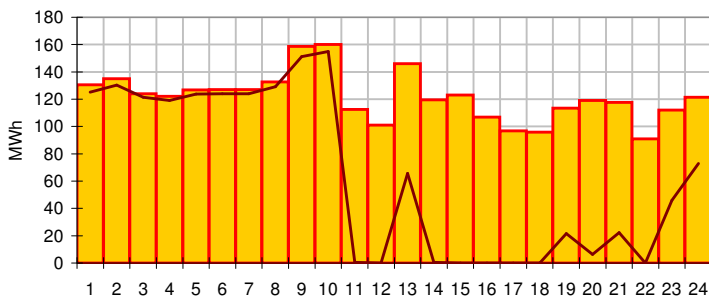
### Pool Price and Demand



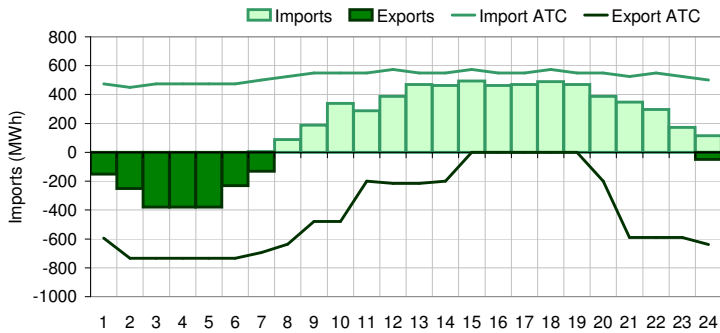
### Available Capacity



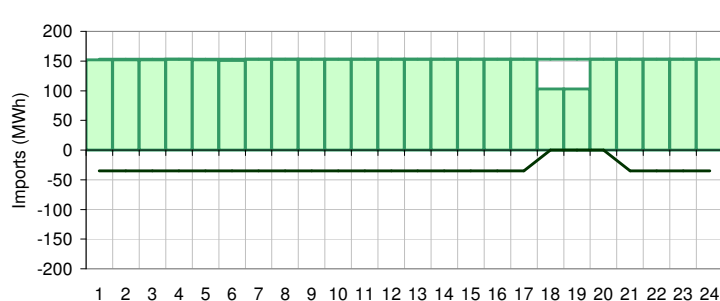
### Dispatched TMR and DDS



### BC Intertie



### SK Intertie



### Pool Price (\$/MWh)

	Today	This day last week	30 day rolling average	Year to date
average	\$ 180.50	\$ 74.76	\$ 71.19	\$ 88.36
on peak	\$ 238.93	\$ 91.79	\$ 88.40	\$ 113.30
off peak	\$ 63.63	\$ 40.70	\$ 39.16	\$ 50.35

### Gas price

	Today	This day last week	30 day rolling average	Year to date
AECO-C (\$/GJ)	\$ 7.32	\$ 7.44	\$ 8.48	\$ 8.66
Heat rate (GJ/MWh)	24.65	10.05	8.40	10.20

### Demand (MWh)

	Today	This day last week	30 day rolling average	Year to date
average	8132	8187	7882	7945
on peak	8524	8601	8291	8324
off peak	7349	7361	7273	7391

### Coal

	Today	This day last week	30 day rolling average	Year to date
average AC/MC (%)	78.9%	86.2%	85.4%	84.8%
maximum AC/MC (%)	81.8%	86.8%	88.3%	
minimum AC/MC (%)	75.9%	84.9%	81.9%	

### Gas + Other

	Today	This day last week	30 day rolling average	Year to date
average AC/MC (%)	76.1%	76.4%	75.4%	74.1%
maximum AC/MC (%)	78.8%	79.2%	77.8%	
minimum AC/MC (%)	72.6%	71.5%	72.2%	

### Wind Generation (MWh)

	Today	This day last week
average	63	120
minimum	10	44
maximum	190	250

### Transmission Must Run (MWh)

	Today	This day last week
average	122	65
minimum	91	35
maximum	160	76

### Dispatch Down Service (MWh)

	Today	This day last week
average	64	86
minimum	0	57
maximum	155	125

### Intertie

	Today	This day last week	30 day rolling average	Year to date
Mid-C On-Peak	\$ 90.55	\$ 67.29	\$ 76.32	\$ 69.42
Mid-C Off-Peak	\$ 68.51	\$ 55.91	\$ 54.06	\$ 52.70
Minn Hub On-Peak	\$ 101.19	\$ 97.58	\$ 86.31	\$ 69.14
Minn Hub Off-Peak	\$ 26.01	\$ 19.83	\$ 19.65	\$ 28.46
Exchange rate (US:CDN)	1.02991	1.02037		

### BC Import % of ATC

	Today	This day last week	30 day rolling average	Year to date
BC Import % of ATC	47.0%	27.1%	24.7%	38.5%
SK Import % of ATC	97.1%	31.5%	60.5%	54.1%
BC Export % of ATC	0.0%	29.0%	23.5%	18.8%
SK Export % of ATC	0.0%	34.6%	6.7%	15.5%

### Summary of Average Pool Price and Gas price

