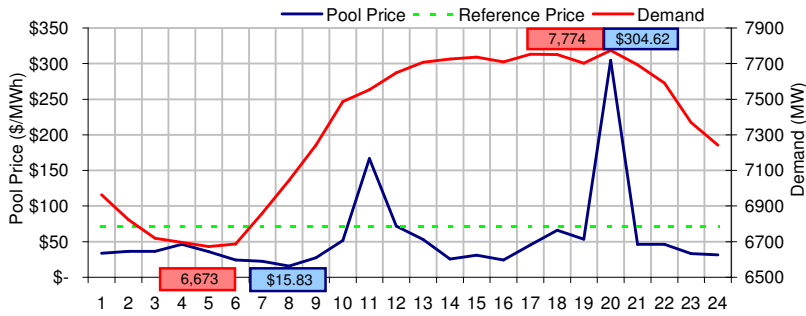
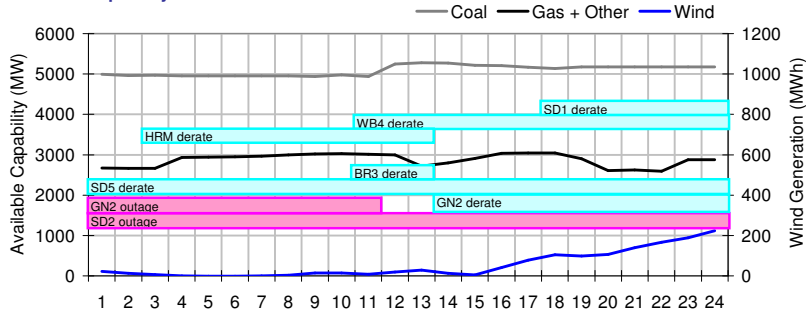


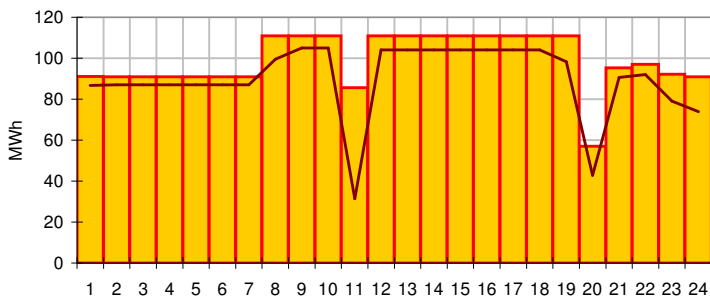
Pool Price and Demand



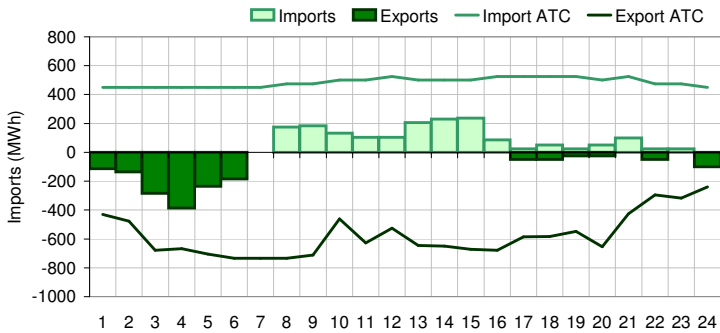
Available Capacity



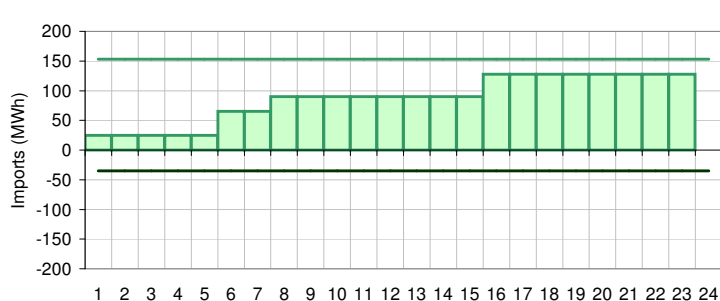
Dispatched TMR and DDS



BC Intertie



SK Intertie



Pool Price (\$/MWh)

	Today	This day last week	30 day rolling average	Year to date
average	\$ 55.41	\$ 43.82	\$ 94.73	\$ 88.50
on peak	\$ 66.42	\$ 50.62	\$ 139.94	\$ 116.20
off peak	\$ 33.37	\$ 30.22	\$ 32.11	\$ 46.83

Gas price

	Today	This day last week	30 day rolling average	Year to date
AECO-C (\$/GJ)	\$ 5.83	\$ 5.74	\$ 5.87	\$ 8.16
Heat rate (GJ/MWh)	9.51	7.63	16.15	10.85

Demand (MWh)

	Today	This day last week	30 day rolling average	Year to date
average	7340	7485	7654	7917
on peak	7593	7689	8024	8312
off peak	6833	7077	7059	7374

Coal

	Today	This day last week	30 day rolling average	Year to date
average AC/MC (%)	84.7%	78.0%	85.2%	84.9%
maximum AC/MC (%)	87.9%	83.8%	88.8%	
minimum AC/MC (%)	82.2%	74.1%	80.6%	

Gas + Other

	Today	This day last week	30 day rolling average	Year to date
average AC/MC (%)	59.0%	66.2%	66.4%	73.3%
maximum AC/MC (%)	62.6%	68.8%	68.9%	
minimum AC/MC (%)	53.3%	62.6%	62.3%	

Wind Generation (MWh)

	Today	This day last week	30 day rolling average	Year to date
average	54	222		
minimum	0	24		
maximum	224	399		

Transmission Must Run (MWh)

	Today	This day last week	30 day rolling average	Year to date
average	99	91		
minimum	57	77		
maximum	111	93		

Dispatch Down Service (MWh)

	Today	This day last week	30 day rolling average	Year to date
average	90	89		
minimum	31	64		
maximum	105	115		

Intertie

	Today	This day last week	30 day rolling average	Year to date
Mid-C On-Peak	\$ 62.58	\$ 63.88	\$ 59.13	\$ 68.28
Mid-C Off-Peak	\$ 47.65	\$ 50.47	\$ 48.55	\$ 52.64
Minn Hub On-Peak	\$ 43.15	\$ 57.45	\$ 46.36	\$ 65.80
Minn Hub Off-Peak	\$ 14.56	\$ 19.69	\$ 13.42	\$ 25.28
Exchange rate (US:CDN)	1.07886	1.03470		

	Today	This day last week	30 day rolling average	Year to date
BC Import % of ATC	15.1%	26.0%	26.6%	34.9%
SK Import % of ATC	54.4%	23.3%	23.3%	51.6%
BC Export % of ATC	0.0%	34.5%	17.6%	20.6%
SK Export % of ATC	0.0%	18.5%	31.9%	15.7%

Summary of Average Pool Price and Gas price

