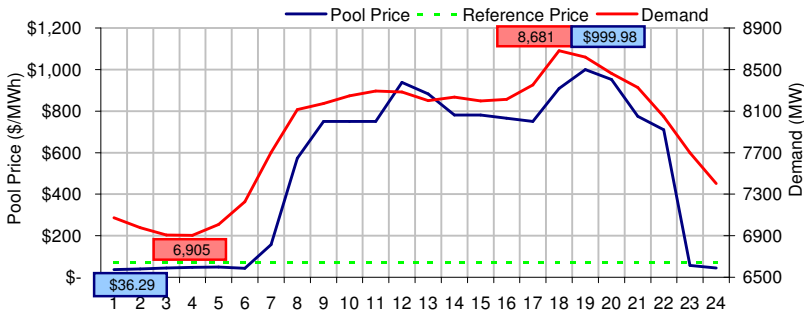
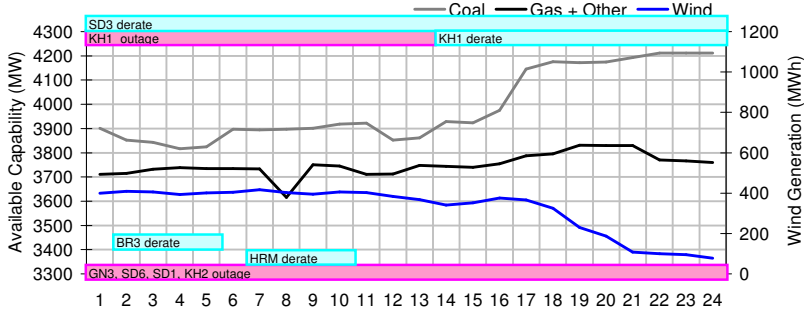


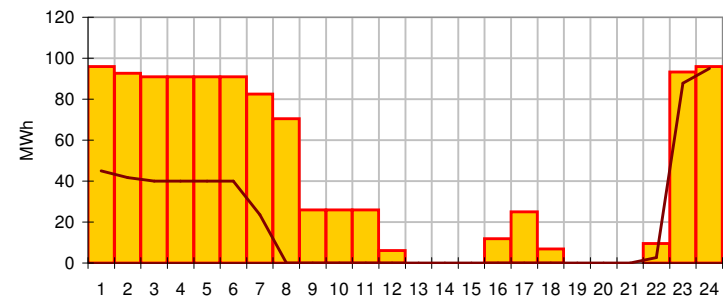
Pool Price and Demand



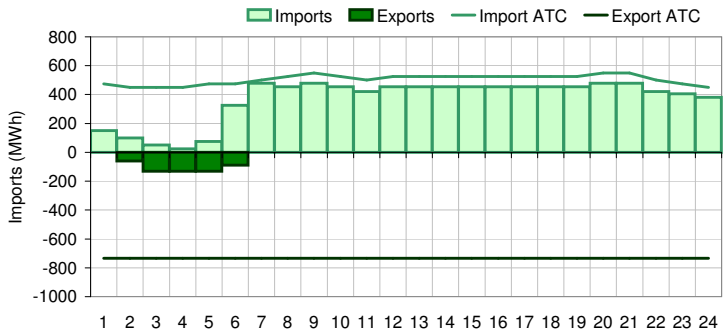
Available Capacity



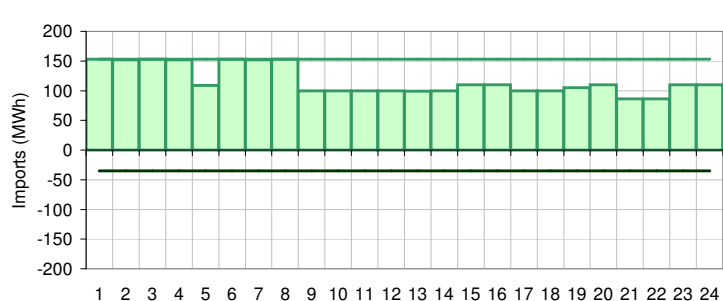
Dispatched TMR and DDS



BC Intertie



SK Intertie



Pool Price (\$/MWh)

	Today	This day last week	30 day rolling average	Year to date
average	\$ 524.49	\$ 56.79	\$ 116.82	\$ 91.26
on peak	\$ 757.82	\$ 61.89	\$ 159.30	\$ 120.63
off peak	\$ 57.82	\$ 46.58	\$ 52.23	\$ 47.42

Gas price

	Today	This day last week	30 day rolling average	Year to date
AECO-C (\$/GJ)	\$ 4.82	\$ 6.79	\$ 6.29	\$ 7.98
Heat rate (GJ/MWh)	108.86	8.37	18.56	11.44

Demand (MWh)

	Today	This day last week	30 day rolling average	Year to date
average	7890	8062	7745	7901
on peak	8226	8442	8121	8304
off peak	7151	7302	7203	7366

Coal

	Today	This day last week	30 day rolling average	Year to date
average AC/MC (%)	66.4%	79.2%	79.1%	84.3%
maximum AC/MC (%)	70.1%	84.8%	82.4%	
minimum AC/MC (%)	63.6%	75.5%	74.6%	

Gas + Other

	Today	This day last week	30 day rolling average	Year to date
average AC/MC (%)	77.1%	71.1%	68.1%	72.9%
maximum AC/MC (%)	78.8%	73.5%	71.0%	
minimum AC/MC (%)	74.3%	66.1%	64.0%	

Wind Generation (MWh)

	Today	This day last week	30 day rolling average	Year to date
average	323	311		
minimum	77	238		
maximum	417	380		

Transmission Must Run (MWh)

	Today	This day last week	30 day rolling average	Year to date
average	43	112		
minimum	0	91		
maximum	96	125		

Dispatch Down Service (MWh)

	Today	This day last week	30 day rolling average	Year to date
average	19	99		
minimum	0	0		
maximum	95	125		

Intertie

	Today	This day last week	30 day rolling average	Year to date
Mid-C On-Peak	\$ 62.68	\$ 60.75	\$ 52.67	\$ 66.77
Mid-C Off-Peak	\$ 57.94	\$ 55.70	\$ 43.59	\$ 51.77
Minn Hub On-Peak	\$ 57.03	\$ 69.46	\$ 44.39	\$ 63.74
Minn Hub Off-Peak	\$ 13.95	\$ 33.67	\$ 15.66	\$ 24.34
Exchange rate (US:CDN)	1.21335	1.27824		

	Today	This day last week	30 day rolling average	Year to date
BC Import % of ATC	72.8%	61.0%	52.4%	36.8%
SK Import % of ATC	76.3%	43.5%	59.7%	52.5%
BC Export % of ATC	0.0%	7.5%	10.7%	19.6%
SK Export % of ATC	0.0%	0.0%	2.3%	14.4%

Summary of Average Pool Price and Gas price

