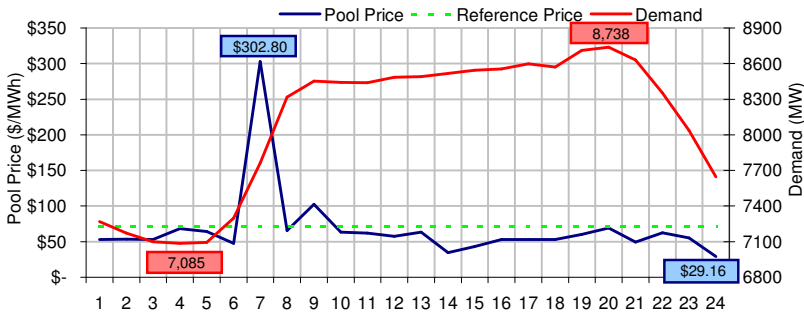
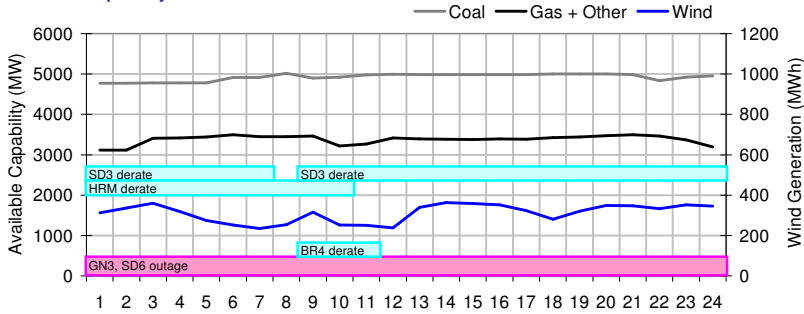


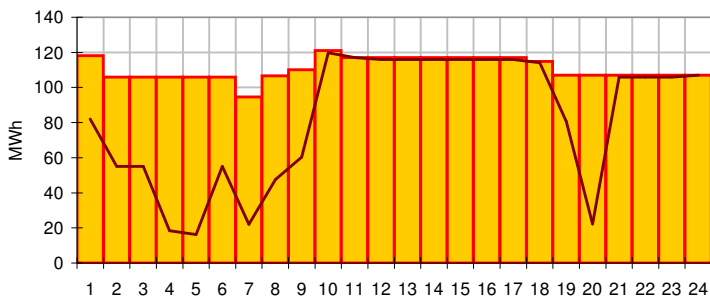
**Pool Price and Demand**



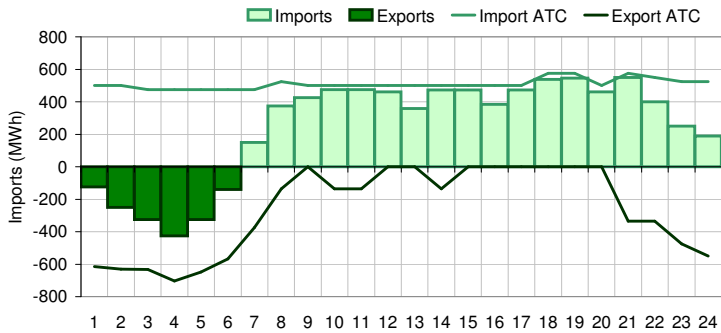
**Available Capacity**



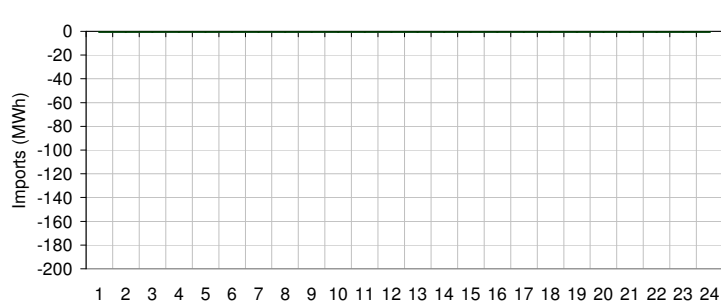
**Dispatched TMR and DDS**



**BC Intertie**



**SK Intertie**



**Pool Price (\$/MWh)**

	Today	This day last week	30 day rolling average	Year to date
average	\$ 67.51	\$ 180.46	\$ 104.82	\$ 89.58
on peak	\$ 59.29	\$ 250.70	\$ 145.60	\$ 118.16
off peak	\$ 83.95	\$ 39.98	\$ 45.77	\$ 47.06

**Gas price**

	Today	This day last week	30 day rolling average	Year to date
AECO-C (\$/GJ)	\$ 6.75	\$ 7.31	\$ 6.35	\$ 8.02
Heat rate (GJ/MWh)	10.00	24.70	16.50	11.18

**Demand (MWh)**

	Today	This day last week	30 day rolling average	Year to date
average	8096	7811	7726	7902
on peak	8493	8125	8097	8305
off peak	7303	7184	7150	7367

**Coal**

	Today	This day last week	30 day rolling average	Year to date
average AC/MC (%)	82.0%	76.5%	80.0%	84.5%
maximum AC/MC (%)	83.5%	81.3%	83.3%	
minimum AC/MC (%)	79.4%	69.2%	75.5%	

**Gas + Other**

	Today	This day last week	30 day rolling average	Year to date
average AC/MC (%)	69.4%	66.2%	66.3%	72.9%
maximum AC/MC (%)	71.8%	67.7%	69.2%	
minimum AC/MC (%)	64.0%	62.1%	62.1%	

**Wind Generation (MWh)**

	Today	This day last week	30 day rolling average	Year to date
average	311	348		
minimum	235	302		
maximum	364	414		

**Transmission Must Run (MWh)**

	Today	This day last week	30 day rolling average	Year to date
average	111	73		
minimum	95	1		
maximum	121	111		

**Dispatch Down Service (MWh)**

	Today	This day last week	30 day rolling average	Year to date
average	83	38		
minimum	16	0		
maximum	120	109		

**Intertie**

	Today	This day last week	30 day rolling average	Year to date
Mid-C On-Peak	\$ 66.06	\$ 71.61	\$ 54.37	\$ 67.02
Mid-C Off-Peak	\$ 57.79	\$ 54.54	\$ 43.98	\$ 51.87
Minn Hub On-Peak	\$ 73.04	\$ 64.64	\$ 43.90	\$ 64.05
Minn Hub Off-Peak	\$ 31.03	\$ 30.06	\$ 15.75	\$ 24.51
Exchange rate (US:CDN)	1.29283	1.20199		

	Today	This day last week	30 day rolling average	Year to date
BC Import % of ATC	61.0%	62.6%	51.7%	36.5%
SK Import % of ATC	0.0%	41.9%	47.9%	51.2%
BC Export % of ATC	0.0%	4.4%	11.7%	19.8%
SK Export % of ATC	0.0%	0.0%	4.6%	14.7%

**Summary of Average Pool Price and Gas price**

