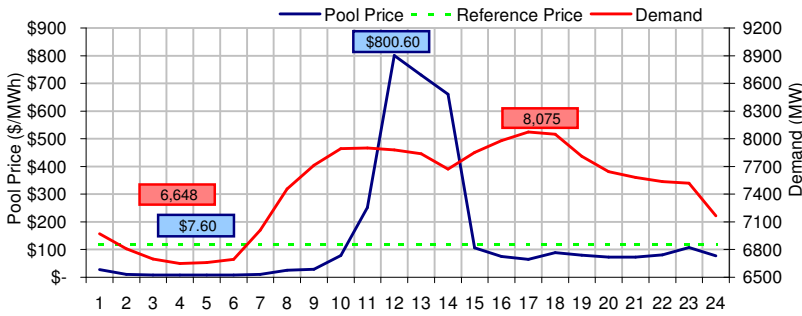
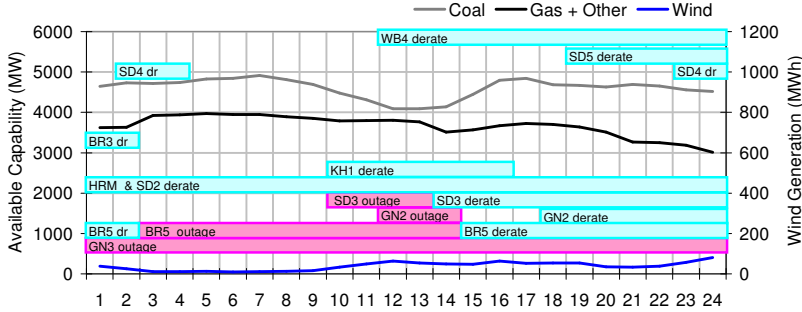


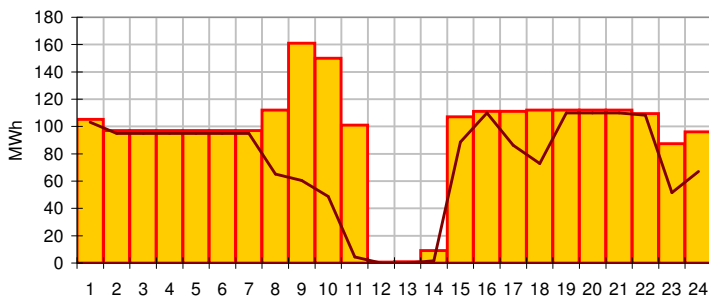
### Pool Price and Demand



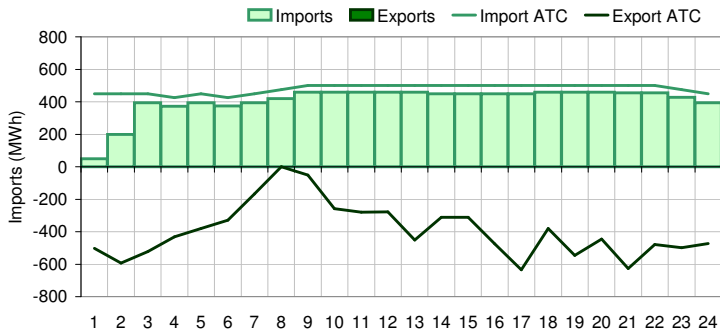
### Available Capacity



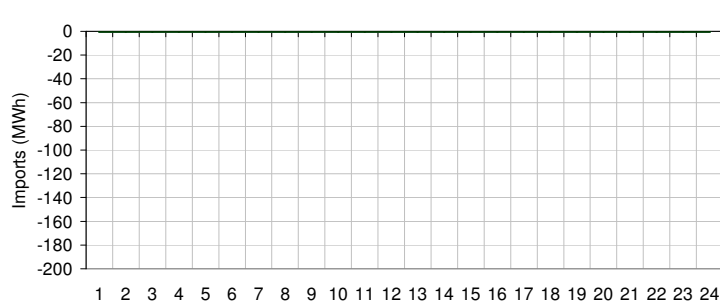
### Dispatched TMR and DDS



### BC Intertie



### SK Intertie



### Pool Price (\$/MWh)

	Today	This day last week	30 day rolling average	Year to date
average	\$145.17	\$113.94	\$ 92.15	\$ 91.91
on peak	\$207.96	\$162.95	\$118.00	\$113.28
off peak	\$ 19.60	\$ 15.92	\$ 54.04	\$ 59.58

### Gas price

	Today	This day last week	30 day rolling average	Year to date
AECO-C (\$)	\$ 9.86	\$ 9.23	\$ 9.50	\$ 8.19
Heat rate (\$/GJ)	14.72	12.34	9.70	11.22

### Demand (MWh)

	Today	This day last week	30 day rolling average	Year to date
average	7461	7780	7513	8045
on peak	7775	8205	7880	8350
off peak	6832	6931	6972	7426

### Coal

	Today	This day last week	30 day rolling average	Year to date
average AC/MC (%)	76.67%	80.23%	80.16%	86.51%
maximum AC/MC (%)	81.82%	80.93%	82.89%	
minimum AC/MC (%)	68.09%	79.11%	76.70%	

### Gas + Other

	Today	This day last week	30 day rolling average	Year to date
average AC/MC (%)	75.30%	72.55%	73.17%	60.65%
maximum AC/MC (%)	81.57%	74.15%	75.53%	
minimum AC/MC (%)	61.97%	65.17%	68.54%	

### Wind Generation (MWh)

	Today	This day last week
average	38	147
minimum	10	32
maximum	81	308

### Transmission Must Run (MWh)

	Today	This day last week
average	96	107
minimum	1	86
maximum	161	126

### Dispatch Down Service (MWh)

	Today	This day last week
average	74	81
minimum	0	0
maximum	110	123

### Intertie

	Today	This day last week	30 day rolling average	Year to date
Mid-C On-Peak	\$ 17.85	\$ 47.84	\$ 74.69	\$ 75.98
Mid-C Off-Peak	\$ (1.22)	\$ 13.72	\$ 51.50	\$ 65.78
Minn Hub On-Peak	\$ 73.21	\$ 51.94	\$ 54.12	\$ 68.03
Minn Hub Off-Peak	\$ 19.29	\$ 18.55	\$ 18.67	\$ 34.24
Exchange rate (US:CDN)	0.98936	0.99619		

	Today	This day last week	30 day rolling average	Year to date
BC Import % of ATC	85.31%	67.05%	46.54%	31.09%
SK Import % of ATC	0.00%	81.48%	56.14%	51.32%
BC Export % of ATC	0.00%	0.11%	9.50%	22.83%
SK Export % of ATC	0.00%	0.00%	2.59%	18.71%

### Summary of Average Pool Price and Gas price

