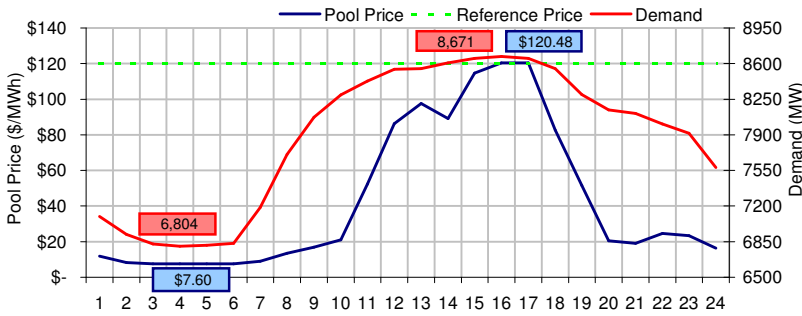
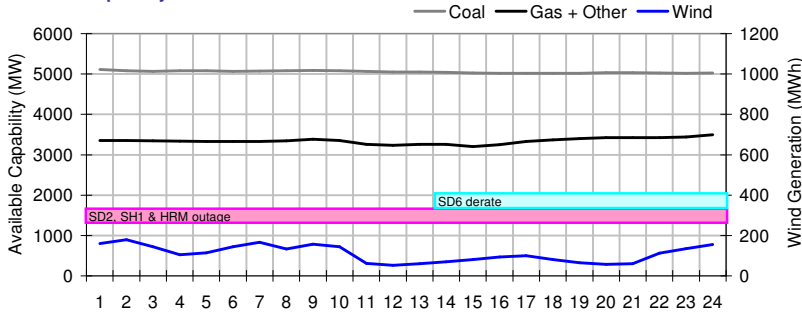


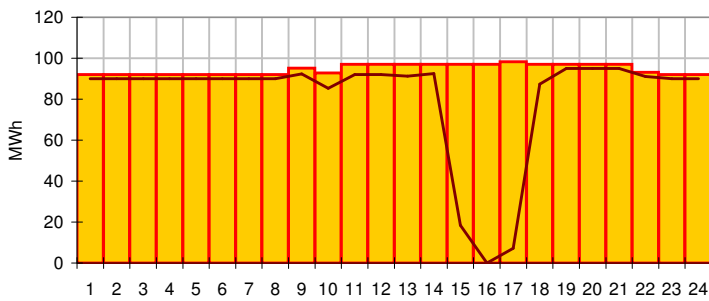
Pool Price and Demand



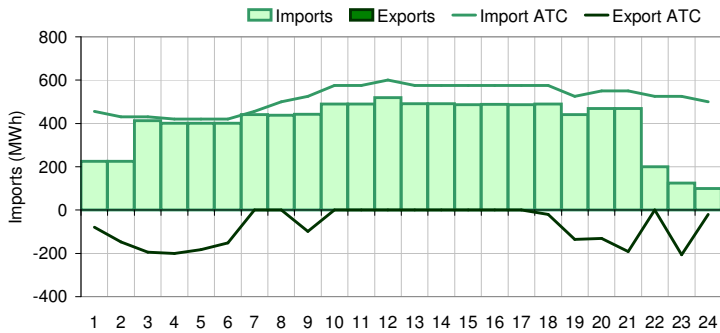
Available Capacity



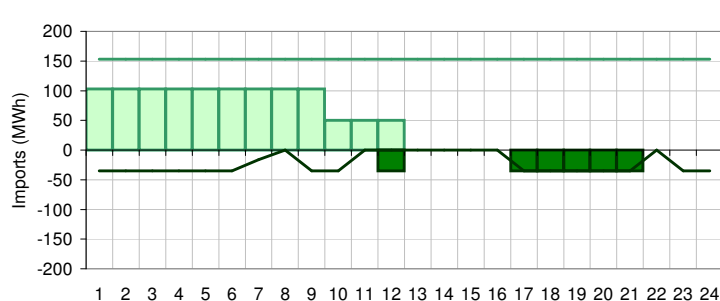
Dispatched TMR and DDS



BC Intertie



SK Intertie



Pool Price (\$/MWh)

	Today	This day last week	30 day rolling average	Year to date
average	\$ 42.92	\$ 56.04	\$ 95.52	\$ 92.04
on peak	\$ 59.64	\$ 77.54	\$ 146.45	\$ 117.94
off peak	\$ 9.50	\$ 13.05	\$ 24.76	\$ 53.83

Gas price

	Today	This day last week	30 day rolling average	Year to date
AECO-C (\$/GJ)	\$ 11.09	\$ 10.79	\$ 10.30	\$ 8.52
Heat rate (GJ/MWh)	3.87	5.19	9.28	10.80

Demand (MWh)

	Today	This day last week	30 day rolling average	Year to date
average	7886	7684	7471	7959
on peak	8325	8097	7868	8326
off peak	7007	6858	6903	7400

Coal

	Today	This day last week	30 day rolling average	Year to date
average AC/MC (%)	84.12%	82.69%	75.73%	84.93%
maximum AC/MC (%)	85.07%	84.44%	79.37%	
minimum AC/MC (%)	83.51%	81.35%	71.85%	

Gas + Other

	Today	This day last week	30 day rolling average	Year to date
average AC/MC (%)	68.73%	67.93%	69.74%	59.92%
maximum AC/MC (%)	71.79%	70.85%	71.99%	
minimum AC/MC (%)	65.80%	62.30%	66.05%	

Wind Generation (MWh)

	Today	This day last week	30 day rolling average	Year to date
average	110	32		
minimum	53	0		
maximum	179	93		

Transmission Must Run (MWh)

	Today	This day last week	30 day rolling average	Year to date
average	95	101		
minimum	92	73		
maximum	98	116		

Dispatch Down Service (MWh)

	Today	This day last week	30 day rolling average	Year to date
average	81	87		
minimum	0	12		
maximum	95	111		

Intertie

	Today	This day last week	30 day rolling average	Year to date
Mid-C On-Peak	\$ 64.23	\$ 26.86	\$ 28.36	\$ 68.87
Mid-C Off-Peak	\$ 1.48	\$ 5.05	\$ 1.13	\$ 55.74
Minn Hub On-Peak	\$ 71.45	\$ 22.88	\$ 52.66	\$ 65.93
Minn Hub Off-Peak	\$ 10.42	\$ 7.64	\$ 13.80	\$ 31.04
Exchange rate (US:CDN)	1.01706	1.03007		

	Today	This day last week	30 day rolling average	Year to date
BC Import % of ATC	77.42%	57.73%	74.41%	37.74%
SK Import % of ATC	29.33%	66.48%	48.44%	51.39%
BC Export % of ATC	0.00%	0.00%	0.00%	19.31%
SK Export % of ATC	38.82%	59.52%	6.86%	17.08%

Summary of Average Pool Price and Gas price

