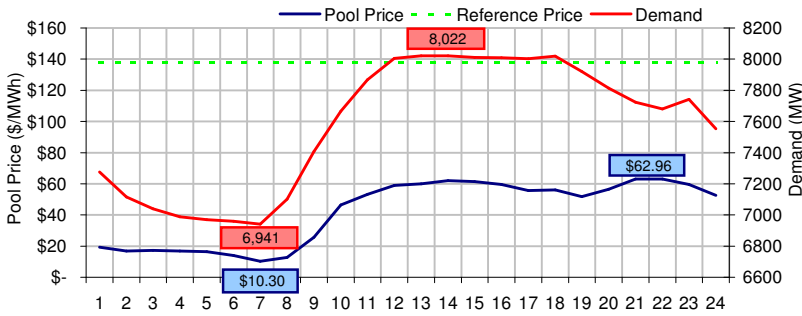
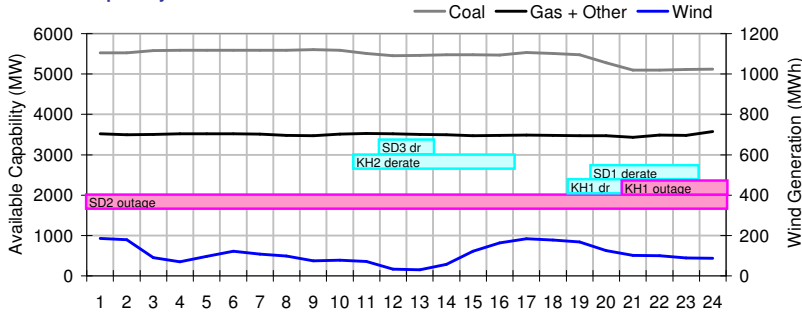


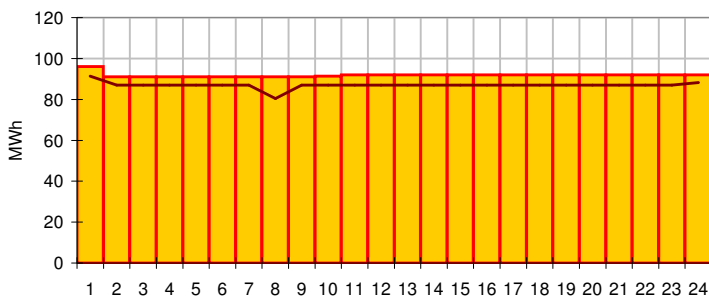
Pool Price and Demand



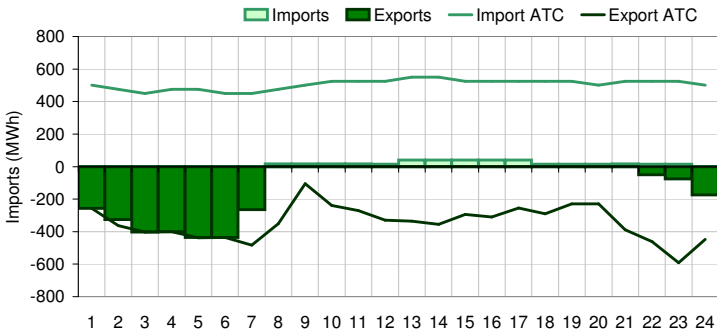
Available Capacity



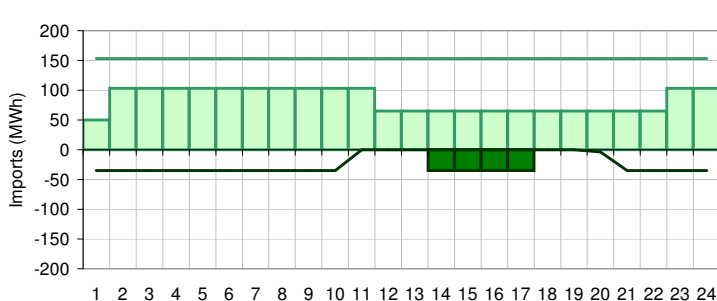
Dispatched TMR and DDS



BC Intertie



SK Intertie



Pool Price (\$/MWh)

	Today	This day last week	30 day rolling average	Year to date
average	\$ 42.01	\$ 45.47	\$ 62.60	\$ 88.79
on peak	\$ 52.82	\$ 58.61	\$ 85.42	\$ 114.15
off peak	\$ 20.39	\$ 19.20	\$ 24.94	\$ 50.42

Gas price

	Today	This day last week	30 day rolling average	Year to date
AECO-C (\$/GJ)	\$ 8.75	\$ 9.28	\$ 10.28	\$ 8.74
Heat rate (GJ/MWh)	4.80	4.90	6.09	10.16

Demand (MWh)

	Today	This day last week	30 day rolling average	Year to date
average	7578	7506	7845	7947
on peak	7813	7728	8244	8323
off peak	7106	7063	7230	7393

Coal

	Today	This day last week	30 day rolling average	Year to date
average AC/MC (%)	90.8%	85.1%	83.7%	84.9%
maximum AC/MC (%)	93.3%	87.2%	86.4%	
minimum AC/MC (%)	84.8%	82.3%	80.1%	

Gas + Other

	Today	This day last week	30 day rolling average	Year to date
average AC/MC (%)	71.9%	75.1%	71.9%	59.8%
maximum AC/MC (%)	73.5%	77.1%	74.0%	
minimum AC/MC (%)	70.5%	73.4%	68.8%	

Wind Generation (MWh)

	Today	This day last week	30 day rolling average	Year to date
average	109	89		
minimum	31	6		
maximum	185	189		

Transmission Must Run (MWh)

	Today	This day last week	30 day rolling average	Year to date
average	92	91		
minimum	91	78		
maximum	96	96		

Dispatch Down Service (MWh)

	Today	This day last week	30 day rolling average	Year to date
average	87	94		
minimum	80	39		
maximum	91	135		

Intertie

	Today	This day last week	30 day rolling average	Year to date
Mid-C On-Peak	\$ 82.23	\$ 74.67	\$ 69.24	\$ 68.94
Mid-C Off-Peak	\$ 64.60	\$ 38.03	\$ 20.08	\$ 51.81
Minn Hub On-Peak	\$ 60.09	\$ 68.64	\$ 78.18	\$ 67.94
Minn Hub Off-Peak	\$ 30.17	\$ 10.81	\$ 14.43	\$ 29.03
Exchange rate (US:CDN)	1.00574	1.01044		

	Today	This day last week	30 day rolling average	Year to date
BC Import % of ATC	3.1%	17.8%	60.2%	40.0%
SK Import % of ATC	54.5%	66.4%	61.3%	52.8%
BC Export % of ATC	0.0%	7.5%	6.8%	18.0%
SK Export % of ATC	28.3%	0.0%	9.5%	16.2%

Summary of Average Pool Price and Gas price

