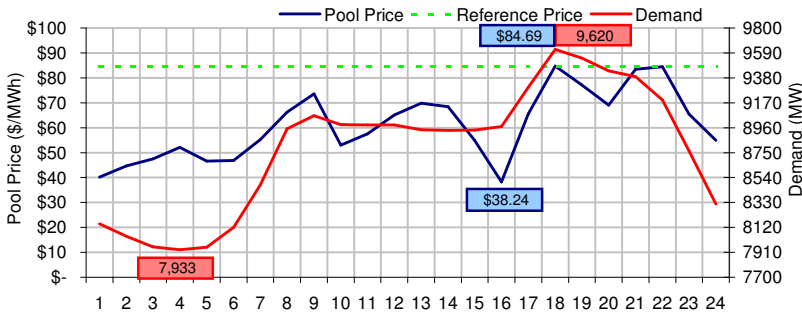
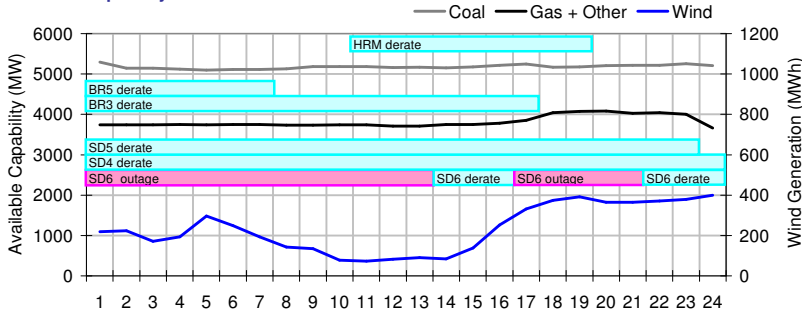


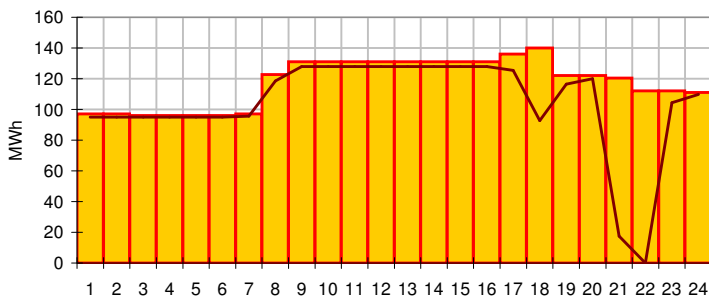
Pool Price and Demand



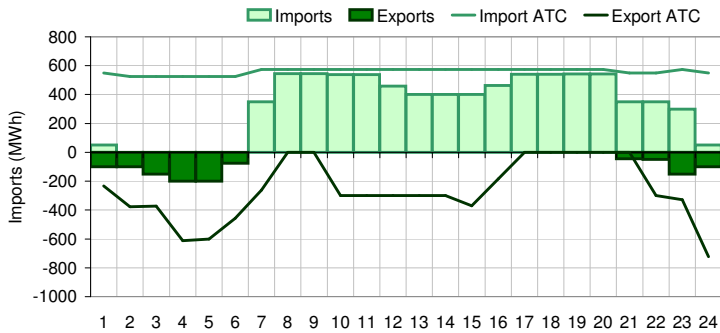
Available Capacity



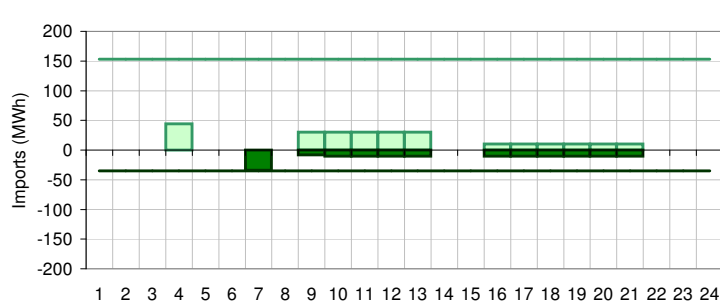
Dispatched TMR and DDS



BC Intertie



SK Intertie



Pool Price (\$/MWh)

	Today	This day last week	30 day rolling average	Year to date
average	\$ 61.04	\$ 60.06	\$ 78.41	\$ 90.27
on peak	\$ 67.29	\$ 68.84	\$ 89.47	\$ 117.96
off peak	\$ 48.54	\$ 42.51	\$ 52.96	\$ 48.06

Gas price

	Today	This day last week	30 day rolling average	Year to date
AECO-C (\$/GJ)	\$ 6.25	\$ 6.11	\$ 6.54	\$ 7.79
Heat rate (GJ/MWh)	9.77	9.83	11.99	11.58

Demand (MWh)

	Today	This day last week	30 day rolling average	Year to date
average	8790	8701	8310	7938
on peak	9126	9095	8722	8322
off peak	8119	7911	7662	7379

Coal

	Today	This day last week	30 day rolling average	Year to date
average AC/MC (%)	86.1%	89.0%	86.4%	84.3%
maximum AC/MC (%)	88.1%	90.3%		
minimum AC/MC (%)	84.8%	87.2%		

Gas + Other

	Today	This day last week	30 day rolling average	Year to date
average AC/MC (%)	75.0%	78.3%	75.8%	69.2%
maximum AC/MC (%)	80.1%	80.1%		
minimum AC/MC (%)	71.9%	75.5%		

Wind Generation (MWh)

	Today	This day last week	30 day rolling average	Year to date
average	233	269		
minimum	73	62		
maximum	400	392		

Transmission Must Run (MWh)

	Today	This day last week	30 day rolling average	Year to date
average	118	235		
minimum	96	211		
maximum	140	247		

Dispatch Down Service (MWh)

	Today	This day last week	30 day rolling average	Year to date
average	104	246		
minimum	0	179		
maximum	128	295		

Intertie

	Today	This day last week	30 day rolling average	Year to date
Mid-C On-Peak	\$ 113.84	\$ 60.09	\$ 50.46	\$ 64.84
Mid-C Off-Peak	\$ 81.54	\$ 50.55	\$ 45.87	\$ 51.00
Minn Hub On-Peak	\$ 105.18	\$ 76.72	\$ 52.18	\$ 62.09
Minn Hub Off-Peak	\$ 47.95	\$ 45.47	\$ 26.33	\$ 24.36
Exchange rate (US:CDN)	1.23739	1.26169		

	Today	This day last week	30 day rolling average	Year to date
BC Import % of ATC	58.8%	56.8%	46.1%	37.9%
SK Import % of ATC	6.9%	32.7%	44.0%	51.8%
BC Export % of ATC	0.0%	58.9%	27.5%	19.8%
SK Export % of ATC	16.9%	51.4%	16.4%	14.2%

Summary of Average Pool Price and Gas price

