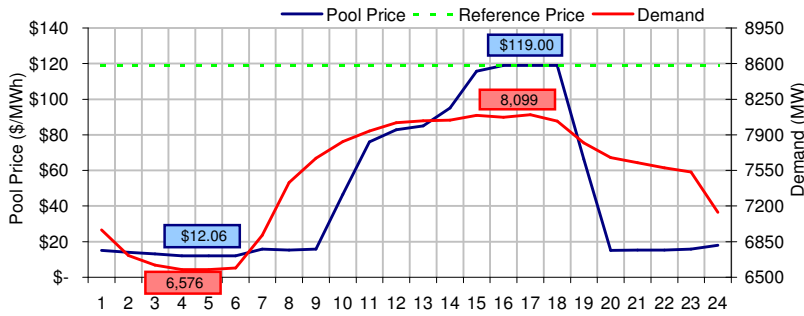
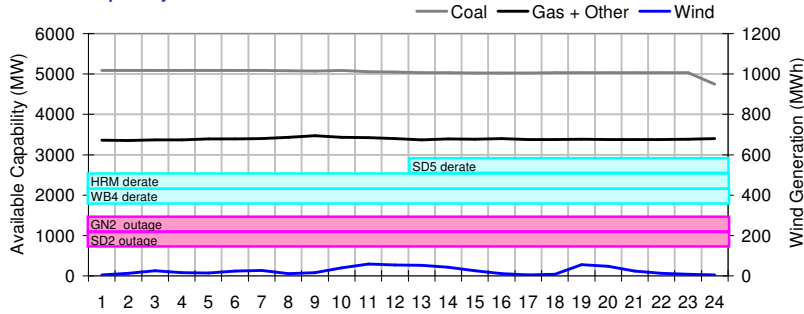


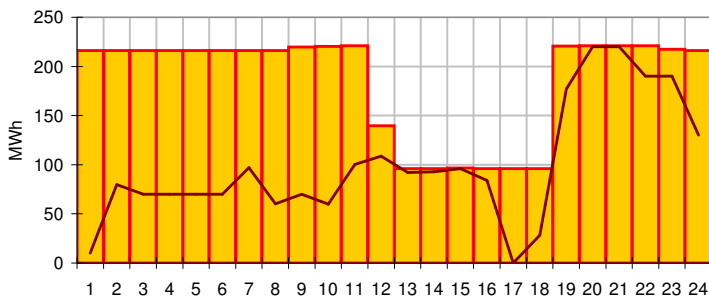
### Pool Price and Demand



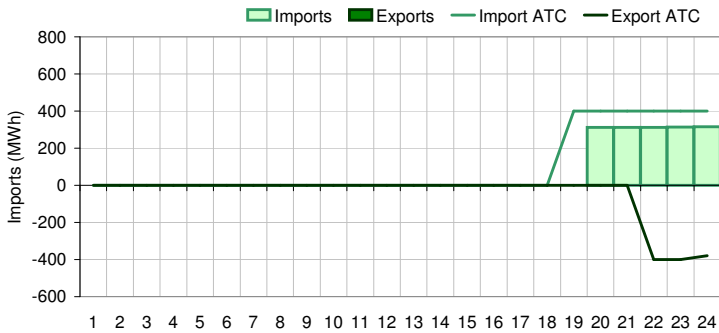
### Available Capacity



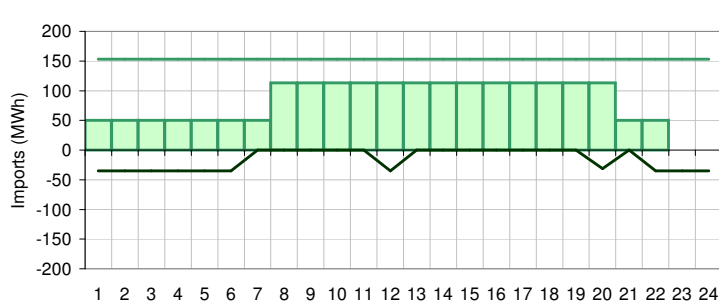
### Dispatched TMR and DDS



### BC Intertie



### SK Intertie



### Pool Price (\$/MWh)

	Today	This day last week	30 day rolling average	Year to date
average	\$ 47.06	\$ 81.61	\$101.40	\$ 93.28
on peak	\$ 63.57	\$113.50	\$138.55	\$116.74
off peak	\$ 14.03	\$ 17.83	\$ 44.45	\$ 58.12

### Gas price

	Today	This day last week	30 day rolling average	Year to date
AECO-C (\$)	\$ 9.94	\$ 9.74	\$ 9.58	\$ 8.26
Heat rate (GJ/MWh)	4.74	8.38	10.59	11.29

### Demand (MWh)

	Today	This day last week	30 day rolling average	Year to date
average	7483	7507	7468	8013
on peak	7844	7866	7838	8341
off peak	6761	6789	6914	7416

### Coal

	Today	This day last week	30 day rolling average	Year to date
average AC/MC (%)	83.98%	75.76%	77.53%	85.85%
maximum AC/MC (%)	84.68%	80.07%	80.34%	
minimum AC/MC (%)	79.13%	72.66%	74.10%	

### Gas + Other

	Today	This day last week	30 day rolling average	Year to date
average AC/MC (%)	69.71%	72.21%	72.88%	60.50%
maximum AC/MC (%)	71.33%	75.53%	75.57%	
minimum AC/MC (%)	68.93%	63.16%	67.57%	

### Wind Generation (MWh)

	Today	This day last week
average	25	34
minimum	5	2
maximum	58	108

### Transmission Must Run (MWh)

	Today	This day last week
average	184	96
minimum	96	56
maximum	221	111

### Dispatch Down Service (MWh)

	Today	This day last week
average	99	76
minimum	0	0
maximum	220	111

### Intertie

	Today	This day last week	30 day rolling average	Year to date
Mid-C On-Peak	\$ 10.06	\$ 22.99	\$ 55.56	\$ 72.74
Mid-C Off-Peak	\$ 0.86	\$ (1.22)	\$ 31.45	\$ 62.36
Minn Hub On-Peak	\$ 79.95	\$ 41.35	\$ 53.88	\$ 67.47
Minn Hub Off-Peak	\$ 21.05	\$ 12.28	\$ 17.18	\$ 33.26
Exchange rate (US:CDN)	1.00253	0.99142		

### BC Import % of ATC

	Today	This day last week	30 day rolling average	Year to date
BC Import % of ATC	65.25%	82.63%	59.41%	33.08%
SK Import % of ATC	52.26%	0.00%	52.73%	51.96%
BC Export % of ATC	0.00%	0.00%	5.82%	21.66%
SK Export % of ATC	0.00%	0.00%	2.59%	17.75%

### Summary of Average Pool Price and Gas price

