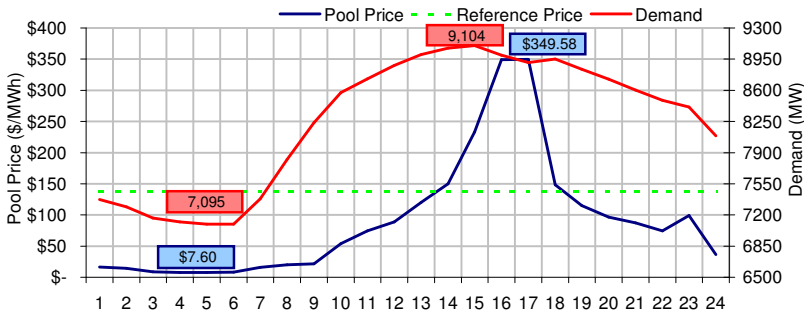
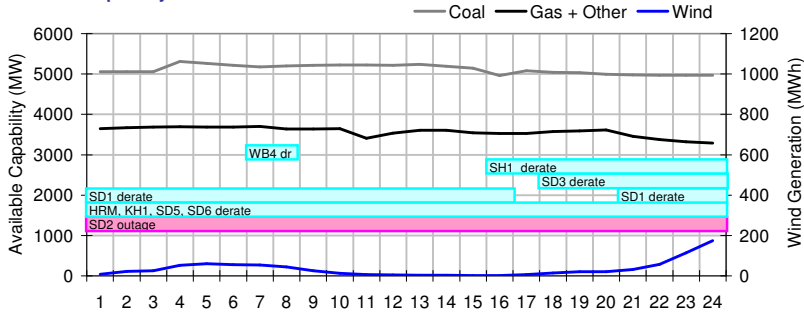


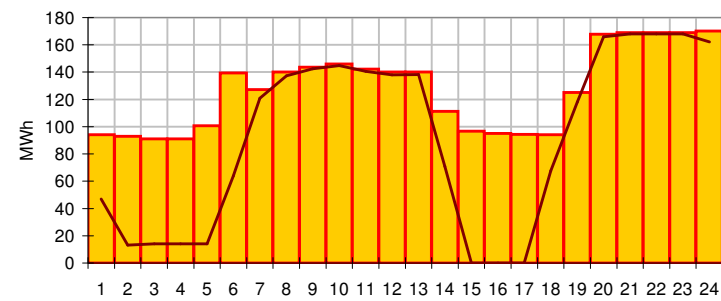
**Pool Price and Demand**



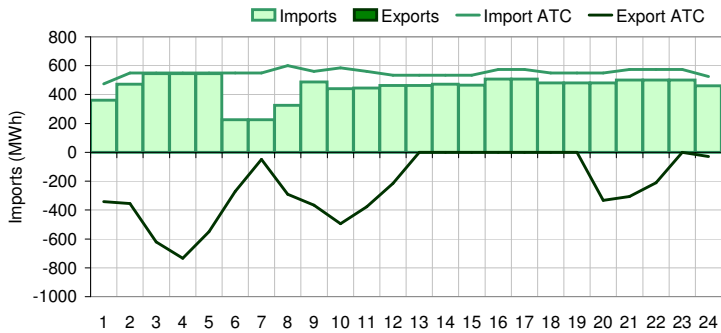
**Available Capacity**



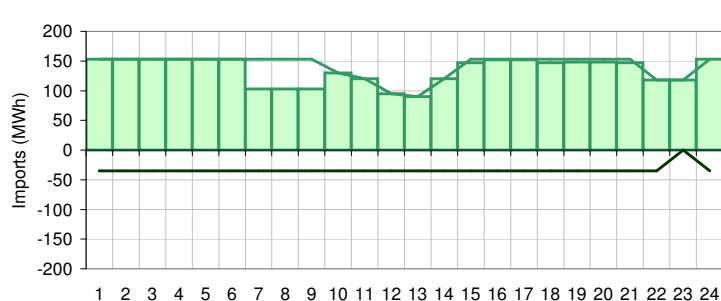
**Dispatched TMR and DDS**



**BC Intertie**



**SK Intertie**



**Pool Price (\$/MWh)**

	Today	This day last week	30 day rolling average	Year to date
average	\$ 91.54	\$ 19.20	\$ 83.13	\$ 91.89
on peak	\$ 130.12	\$ 23.18	\$ 120.17	\$ 118.02
off peak	\$ 14.40	\$ 11.24	\$ 22.03	\$ 52.59

**Gas price**

	Today	This day last week	30 day rolling average	Year to date
AECO-C (\$/GJ)	\$ 10.71	\$ 10.76	\$ 10.72	\$ 8.65
Heat rate (GJ/MWh)	8.55	1.78	7.76	10.62

**Demand (MWh)**

	Today	This day last week	30 day rolling average	Year to date
average	8248	7940	7650	7957
on peak	8709	8305	8048	8326
off peak	7327	7212	7039	7397

**Coal**

	Today	This day last week	30 day rolling average	Year to date
average AC/MC (%)	85.2%	86.1%	79.3%	84.8%
maximum AC/MC (%)	88.4%	86.5%	82.3%	
minimum AC/MC (%)	82.6%	85.1%	75.8%	

**Gas + Other**

	Today	This day last week	30 day rolling average	Year to date
average AC/MC (%)	73.4%	72.6%	69.5%	59.9%
maximum AC/MC (%)	76.1%	73.8%	71.4%	
minimum AC/MC (%)	67.7%	71.3%	66.8%	

**Wind Generation (MWh)**

	Today	This day last week	30 day rolling average	Year to date
average	34	192		
minimum	1	21		
maximum	174	299		

**Transmission Must Run (MWh)**

	Today	This day last week	30 day rolling average	Year to date
average	127	88		
minimum	91	52		
maximum	170	96		

**Dispatch Down Service (MWh)**

	Today	This day last week	30 day rolling average	Year to date
average	92	58		
minimum	0	2		
maximum	168	91		

**Intertie**

	Today	This day last week	30 day rolling average	Year to date
Mid-C On-Peak	\$ 80.56	\$ 21.95	\$ 41.84	\$ 68.22
Mid-C Off-Peak	\$ 1.18	\$ (0.06)	\$ 1.95	\$ 52.41
Minn Hub On-Peak	\$ 56.81	\$ 120.75	\$ 62.51	\$ 66.23
Minn Hub Off-Peak	\$ 12.99	\$ 23.95	\$ 13.17	\$ 29.89
Exchange rate (US:CDN)	1.01895	1.02121		

**BC Import % of ATC**

	Today	This day last week	30 day rolling average	Year to date
BC Import % of ATC	82.1%	89.4%	75.7%	40.3%
SK Import % of ATC	94.7%	34.1%	53.9%	52.4%
BC Export % of ATC	0.0%	0.0%	0.0%	18.3%
SK Export % of ATC	0.0%	102.0%	13.4%	17.1%

**Summary of Average Pool Price and Gas price**

