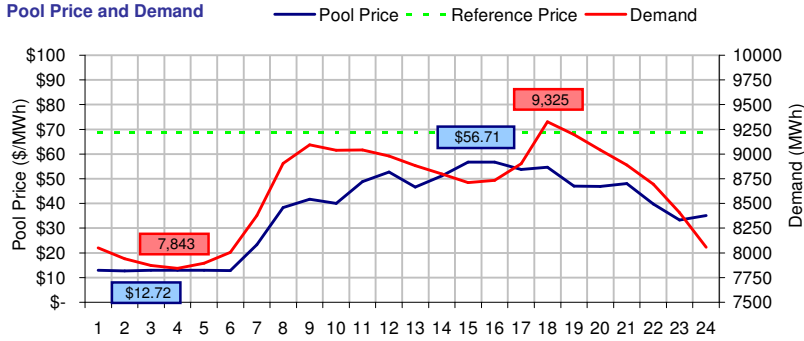
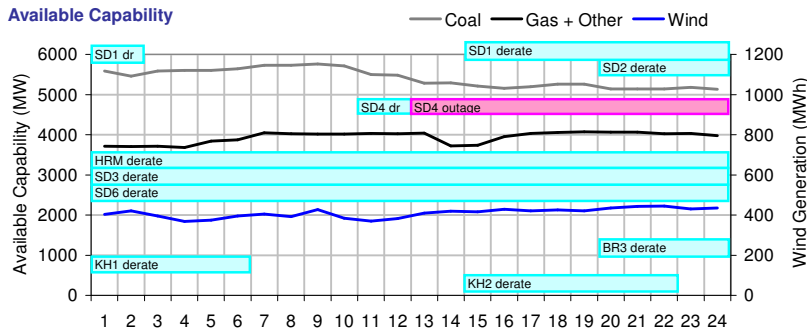


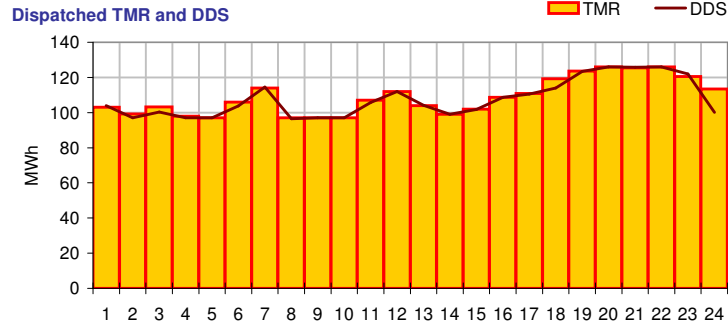
**Pool Price and Demand**



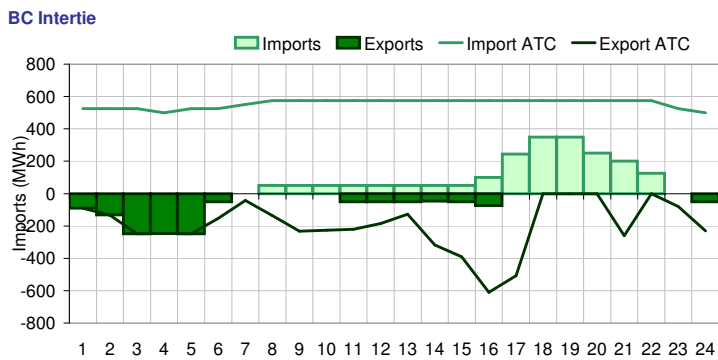
**Available Capacity**



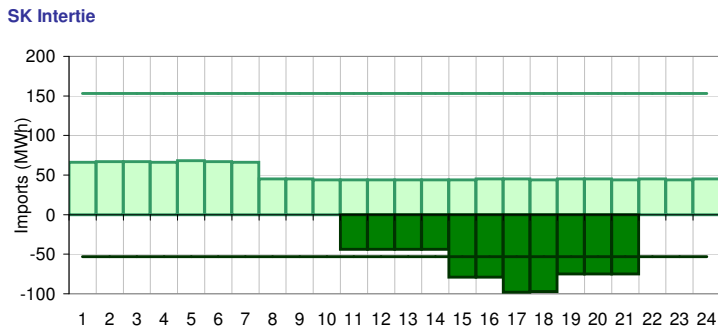
**Dispatched TMR and DDS**



**BC Intertie**



**SK Intertie**



**Pool Price (\$/MWh)**

	Today	This day last week	30 day rolling average	Year to date
average	\$ 37.17	\$ 38.73	\$ 44.97	\$ 41.78
on peak	\$ 47.28	\$ 38.15	\$ 52.66	\$ 49.09
off peak	\$ 16.95	\$ 39.87	\$ 29.95	\$ 30.30

**Gas price**

	Today	This day last week	30 day rolling average	Year to date
AECO-C (\$/GJ)	\$ 5.33	\$ 5.47	\$ 5.42	\$ 5.48
Heat rate (GJ/MWh)	6.98	7.08	8.30	7.62

**Demand (MWh)**

	Today	This day last week	30 day rolling average	Year to date
average	8611	8392	8688	8658
on peak	8915	8528	9039	9013
off peak	8005	8120	8135	8102

**Coal**

	Today	This day last week	30 day rolling average	Year to date
average AC/MC (%)	89.3%	86.9%	91.9%	91.4%
maximum AC/MC (%)	95.1%	89.5%		
minimum AC/MC (%)	84.8%	83.7%		

**Gas + Other**

	Today	This day last week	30 day rolling average	Year to date
average AC/MC (%)	68.9%	71.2%	70.3%	70.4%
maximum AC/MC (%)	71.3%	75.5%		
minimum AC/MC (%)	64.5%	66.0%		

**Wind Generation (MWh)**

	Today	This day last week	30 day rolling average	Year to date
average	410	202		
minimum	369	35		
maximum	445	371		

**Transmission Must Run (MWh)**

	Today	This day last week	30 day rolling average	Year to date
average	109	95		
minimum	97	92		
maximum	126	97		

**Dispatch Down Service (MWh)**

	Today	This day last week	30 day rolling average	Year to date
average	108	90		
minimum	96	17		
maximum	126	97		

**Intertie**

	Today	This day last week	30 day rolling average	Year to date
Mid-C On-Peak	\$ 53.03	\$ 47.25	\$ 58.77	\$ 50.13
Mid-C Off-Peak	\$ 44.44	\$ 43.83	\$ 47.76	\$ 44.05
Minn Hub On-Peak	\$ 63.53	\$ 48.81	\$ 48.72	\$ 57.80
Minn Hub Off-Peak	\$ 31.51	\$ 26.34	\$ 27.74	\$ 35.06
Exchange rate (US:CDN)	1.03300	1.05050		

	Today	This day last week	30 day rolling average	Year to date
BC Import % of ATC	15.2%	12.3%	17.5%	21.5%
SK Import % of ATC	33.3%	31.3%	44.7%	30.8%
BC Export % of ATC	29.6%	8.5%	45.2%	39.3%
SK Export % of ATC	59.3%	0.0%	7.1%	28.6%

**Summary of Average Pool Price and Gas price**

