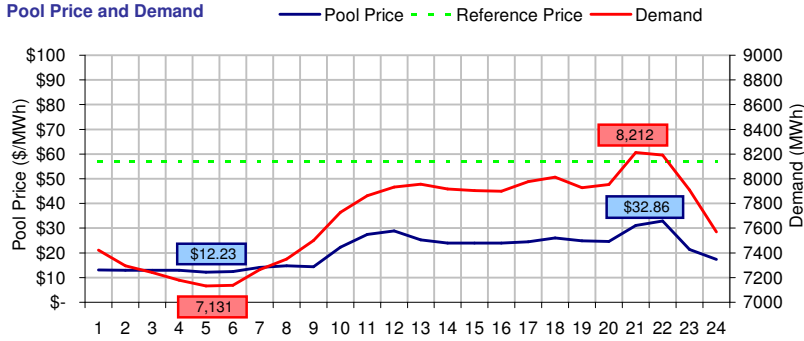
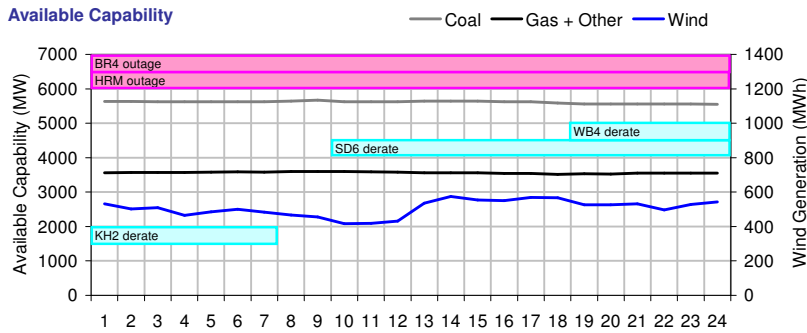


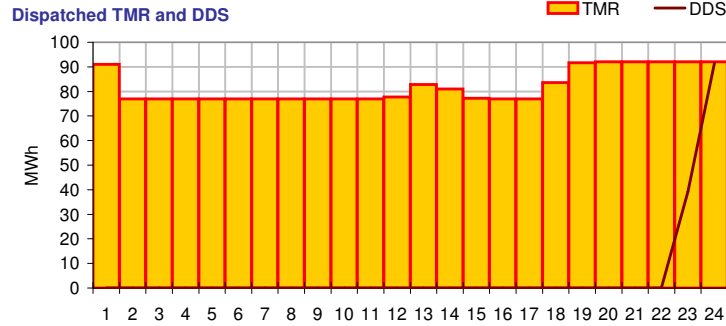
**Pool Price and Demand**



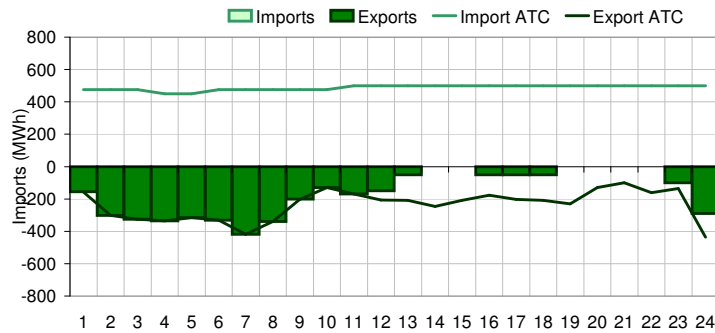
**Available Capacity**



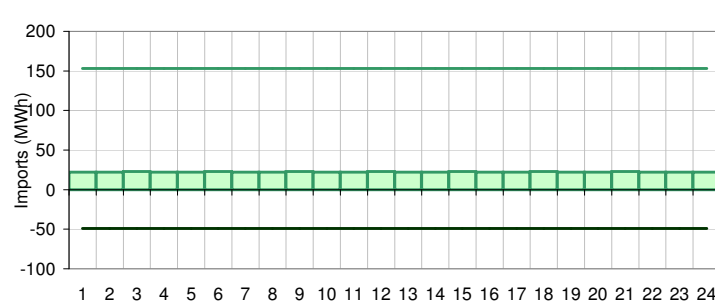
**Dispatched TMR and DDS**



**BC Intertie**



**SK Intertie**



**Pool Price (\$/MWh)**

	Today	This day last week	30 day rolling average	Year to date
average	\$ 20.77	\$ 25.82	\$ 36.26	\$ 41.36
on peak	NA	NA	\$ 44.78	\$ 48.53
off peak	\$ 20.77	\$ 25.82	\$ 25.15	\$ 31.19

**Gas price**

	Today	This day last week	30 day rolling average	Year to date
AECO-C (\$/GJ)	\$ 3.30	\$ 3.52	\$ 3.93	\$ 4.73
Heat rate (GJ/MWh)	6.29	7.34	9.23	8.74

**Demand (MWh)**

	Today	This day last week	30 day rolling average	Year to date
average	7686	7817	8163	8409
on peak	NA	NA	8521	8774
off peak	7686	7817	7657	7864

**Coal**

	Today	This day last week	30 day rolling average	Year to date
average AC/MC (%)	92.7%	85.3%	88.8%	88.7%
maximum AC/MC (%)	93.6%	97.2%		
minimum AC/MC (%)	91.7%	76.2%		

**Gas + Other**

	Today	This day last week	30 day rolling average	Year to date
average AC/MC (%)	62.9%	64.9%	67.4%	69.7%
maximum AC/MC (%)	63.6%	65.3%		
minimum AC/MC (%)	62.1%	64.4%		

**Wind Generation (MWh)**

	Today	This day last week	30 day rolling average	Year to date
average	507	484		
minimum	416	234		
maximum	575	580		

**Transmission Must Run (MWh)**

	Today	This day last week	30 day rolling average	Year to date
average	82	79		
minimum	77	76		
maximum	92	91		

**Dispatch Down Service (MWh)**

	Today	This day last week	30 day rolling average	Year to date
average	5	71		
minimum	0	36		
maximum	92	77		

**Intertie**

	Today	This day last week	30 day rolling average	Year to date
Mid-C On-Peak	NA	NA	\$ 41.68	\$ 45.89
Mid-C Off-Peak	\$ 28.48	\$ 32.46	\$ 36.12	\$ 40.18
Minn Hub On-Peak	\$ 20.78	\$ 26.43	\$ 32.13	\$ 41.42
Minn Hub Off-Peak	\$ 13.08	\$ 16.68	\$ 20.66	\$ 24.89
Exchange rate (US:CDN)	1.02626	1.01650		

	Today	This day last week	30 day rolling average	Year to date
BC Import % of ATC	0.0%	9.3%	17.6%	22.5%
SK Import % of ATC	14.6%	14.4%	12.4%	25.2%
BC Export % of ATC	66.2%	48.3%	37.4%	30.0%
SK Export % of ATC	0.0%	45.0%	17.5%	11.7%

**Summary of Average Pool Price and Gas price**

