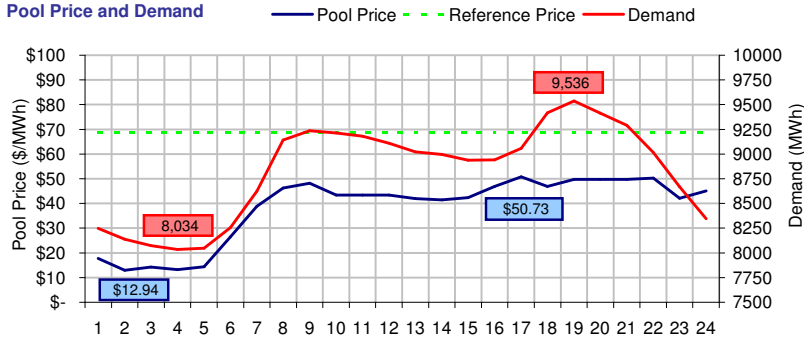
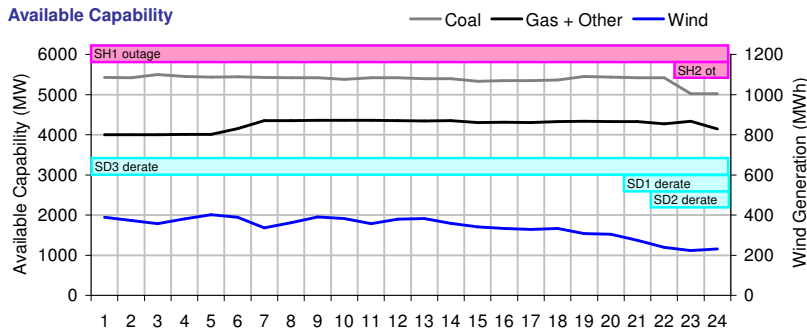


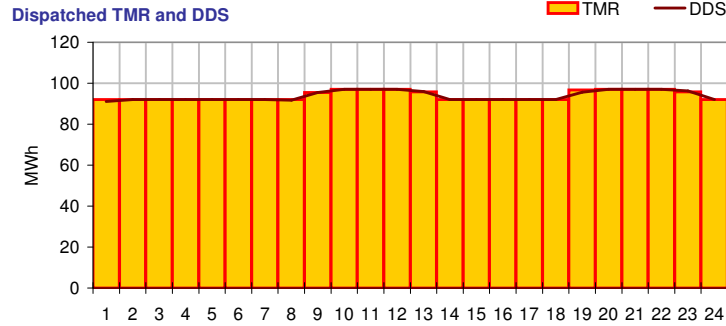
Pool Price and Demand



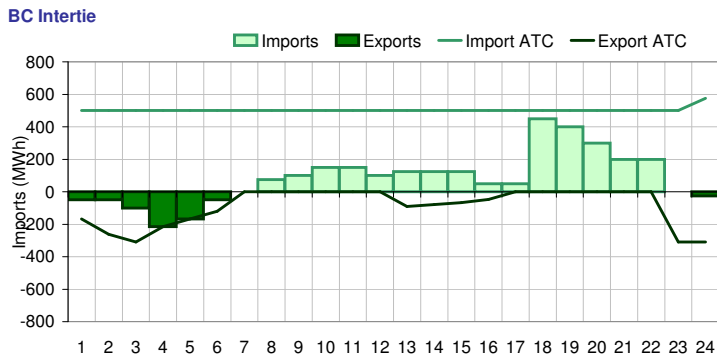
Available Capability



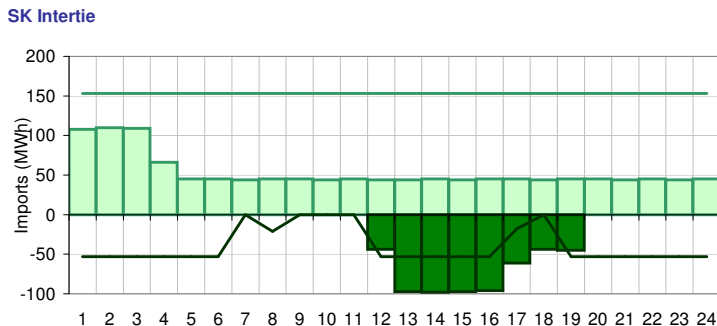
Dispatched TMR and DDS



BC Intertie



SK Intertie



Pool Price (\$/MWh)

	Today	This day last week	30 day rolling average	Year to date
average	\$ 38.29	\$ 48.54	\$ 42.87	\$ 42.80
on peak	\$ 46.02	\$ 52.84	\$ 50.49	\$ 50.41
off peak	\$ 22.83	\$ 39.92	\$ 30.82	\$ 31.71

Gas price

	Today	This day last week	30 day rolling average	Year to date
AECO-C (\$/GJ)	\$ 5.07	\$ 5.28	\$ 5.33	\$ 5.31
Heat rate (GJ/MWh)	7.56	9.20	8.04	8.06

Demand (MWh)

	Today	This day last week	30 day rolling average	Year to date
average	8831	8775	8556	8543
on peak	9136	9209	8944	8934
off peak	8220	7906	7958	7949

Coal

	Today	This day last week	30 day rolling average	Year to date
average AC/MC (%)	88.8%	93.2%	90.2%	89.8%
maximum AC/MC (%)	90.8%	96.8%		
minimum AC/MC (%)	82.9%	88.1%		

Gas + Other

	Today	This day last week	30 day rolling average	Year to date
average AC/MC (%)	74.4%	68.3%	69.6%	69.7%
maximum AC/MC (%)	76.3%	69.9%		
minimum AC/MC (%)	70.1%	65.3%		

Wind Generation (MWh)

	Today	This day last week	30 day rolling average	Year to date
average	340	1		
minimum	224	0		
maximum	402	7		

Transmission Must Run (MWh)

	Today	This day last week	30 day rolling average	Year to date
average	94	107		
minimum	92	81		
maximum	97	135		

Dispatch Down Service (MWh)

	Today	This day last week	30 day rolling average	Year to date
average	94	103		
minimum	91	33		
maximum	97	135		

Intertie

	Today	This day last week	30 day rolling average	Year to date
Mid-C On-Peak	\$ 51.69	\$ 52.05	\$ 49.63	\$ 48.88
Mid-C Off-Peak	\$ 45.03	\$ 42.06	\$ 42.79	\$ 42.39
Minn Hub On-Peak	\$ 47.62	\$ 40.44	\$ 47.33	\$ 47.34
Minn Hub Off-Peak	\$ 27.67	\$ 22.35	\$ 27.26	\$ 27.28
Exchange rate (US:CDN)	1.06420	1.03910		

BC Import % of ATC

	Today	This day last week	30 day rolling average	Year to date
BC Import % of ATC	21.5%	41.0%	0.0%	0.0%
SK Import % of ATC	35.0%	54.7%	0.0%	0.0%
BC Export % of ATC	30.5%	13.3%	0.0%	0.0%
SK Export % of ATC	61.9%	0.0%	0.0%	0.0%

Summary of Average Pool Price and Gas price

