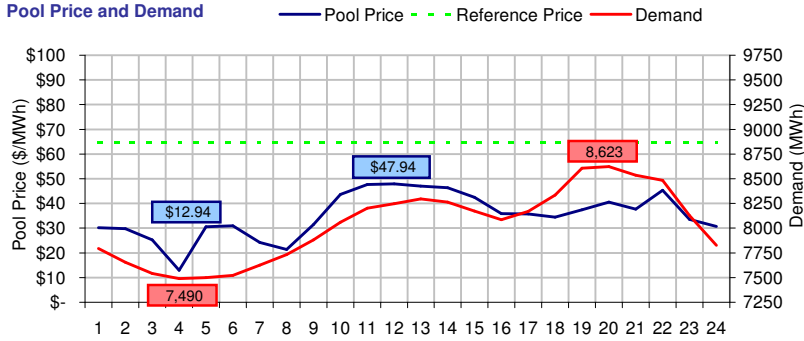
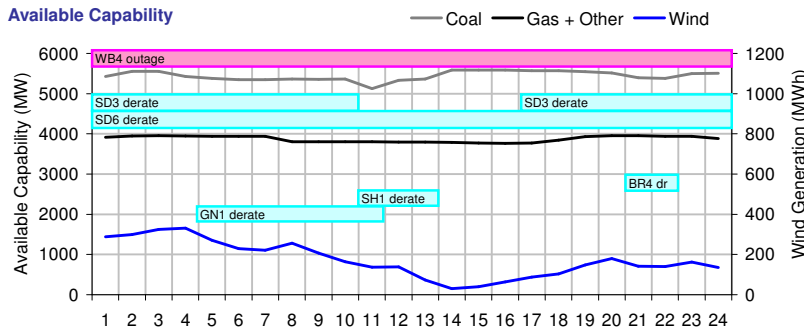


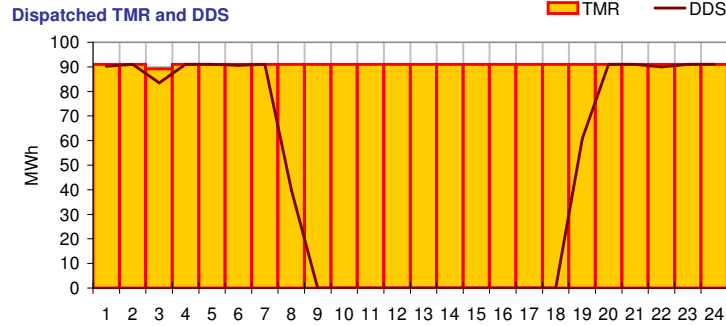
Pool Price and Demand



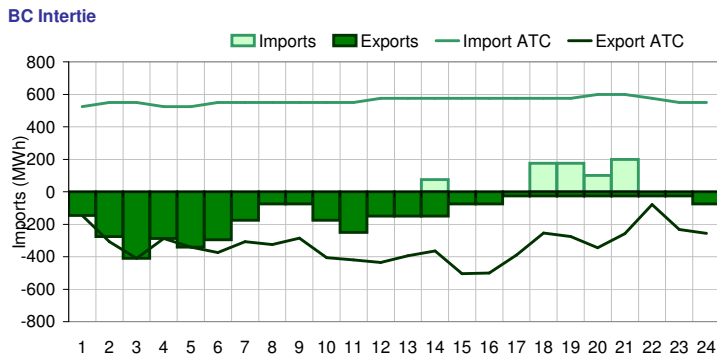
Available Capacity



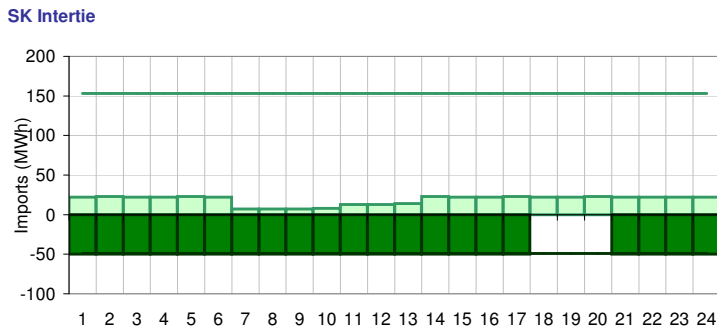
Dispatched TMR and DDS



BC Intertie



SK Intertie



Pool Price (\$/MWh)

	Today	This day last week	30 day rolling average	Year to date
average	\$ 35.15	\$ 42.50	\$ 44.14	\$ 43.65
on peak	NA	NA	\$ 49.81	\$ 50.10
off peak	\$ 35.15	\$ 42.50	\$ 36.54	\$ 34.25

Gas price

	Today	This day last week	30 day rolling average	Year to date
AECO-C (\$/GJ)	\$ 4.51	\$ 4.66	\$ 4.96	\$ 5.13
Heat rate (GJ/MWh)	7.78	9.12	8.90	8.51

Demand (MWh)

	Today	This day last week	30 day rolling average	Year to date
average	8033	8281	8500	8524
on peak	NA	NA	8848	8893
off peak	8033	8281	7985	7970

Coal

	Today	This day last week	30 day rolling average	Year to date
average AC/MC (%)	89.9%	87.5%	87.9%	88.7%
maximum AC/MC (%)	92.3%	88.9%		
minimum AC/MC (%)	84.6%	85.8%		

Gas + Other

	Today	This day last week	30 day rolling average	Year to date
average AC/MC (%)	68.4%	71.4%	71.7%	70.8%
maximum AC/MC (%)	69.9%	75.0%		
minimum AC/MC (%)	66.5%	66.9%		

Wind Generation (MWh)

	Today	This day last week
average	174	45
minimum	31	0
maximum	331	162

Transmission Must Run (MWh)

	Today	This day last week
average	91	80
minimum	89	76
maximum	91	92

Dispatch Down Service (MWh)

	Today	This day last week
average	49	80
minimum	0	76
maximum	91	92

Intertie

	Today	This day last week	30 day rolling average	Year to date
Mid-C On-Peak	NA	NA	\$ 47.24	\$ 48.03
Mid-C Off-Peak	\$ 42.10	\$ 39.74	\$ 42.66	\$ 42.52
Minn Hub On-Peak	\$ 37.32	\$ 34.69	\$ 45.87	\$ 46.42
Minn Hub Off-Peak	\$ 26.28	\$ 23.39	\$ 27.49	\$ 27.37
Exchange rate (US:CDN)	1.05128	1.03870		

	Today	This day last week	30 day rolling average	Year to date
BC Import % of ATC	5.4%	16.2%	0.0%	0.0%
SK Import % of ATC	12.2%	0.6%	0.0%	0.0%
BC Export % of ATC	42.4%	16.9%	0.0%	0.0%
SK Export % of ATC	89.3%	0.0%	0.0%	0.0%

Summary of Average Pool Price and Gas price

