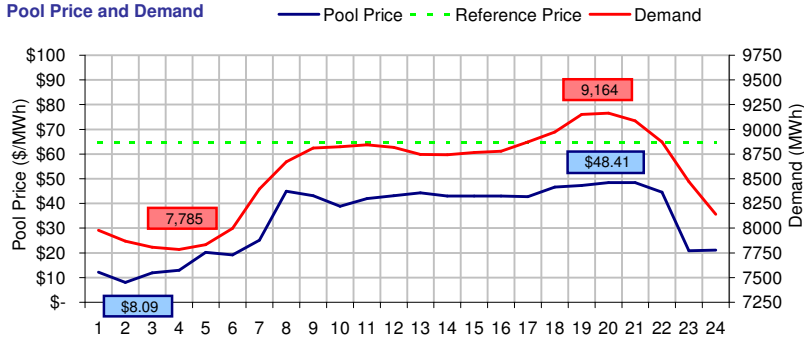
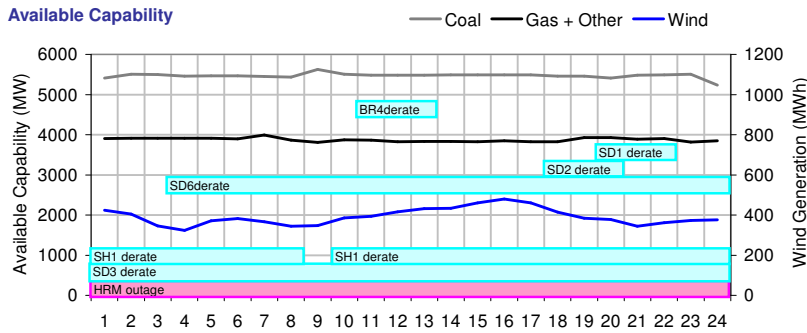


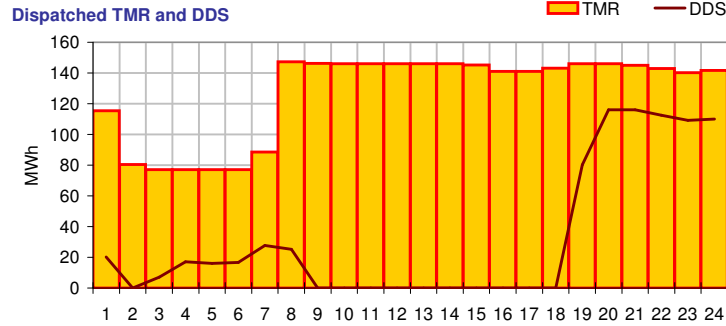
Pool Price and Demand



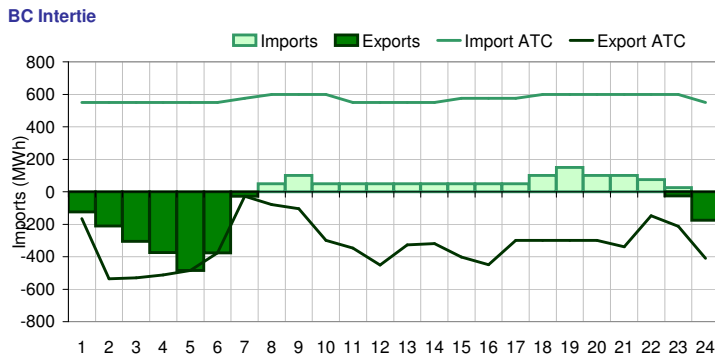
Available Capability



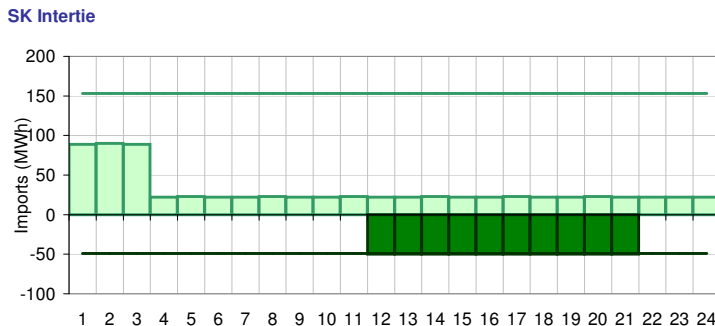
Dispatched TMR and DDS



BC Intertie



SK Intertie



Pool Price (\$/MWh)

| | Today | This day last week | 30 day rolling average | Year to date |
|----------|----------|--------------------|------------------------|--------------|
| average | \$ 33.95 | \$ 48.11 | \$ 45.65 | \$ 44.22 |
| on peak | \$ 42.76 | \$ 52.80 | \$ 51.27 | \$ 50.76 |
| off peak | \$ 16.35 | \$ 38.73 | \$ 36.60 | \$ 34.53 |

Gas price

| | Today | This day last week | 30 day rolling average | Year to date |
|--------------------|---------|--------------------|------------------------|--------------|
| AECO-C (\$/GJ) | \$ 4.64 | \$ 4.96 | \$ 5.05 | \$ 5.17 |
| Heat rate (GJ/MWh) | 7.32 | 9.70 | 9.05 | 8.55 |

Demand (MWh)

| | Today | This day last week | 30 day rolling average | Year to date |
|----------|-------|--------------------|------------------------|--------------|
| average | 8558 | 8478 | 8569 | 8539 |
| on peak | 8849 | 8788 | 8917 | 8907 |
| off peak | 7976 | 7858 | 8021 | 7974 |

Coal

| | Today | This day last week | 30 day rolling average | Year to date |
|-------------------|-------|--------------------|------------------------|--------------|
| average AC/MC (%) | 90.3% | 87.0% | 87.5% | 88.5% |
| maximum AC/MC (%) | 92.9% | 88.3% | | |
| minimum AC/MC (%) | 86.5% | 84.5% | | |

Gas + Other

| | Today | This day last week | 30 day rolling average | Year to date |
|-------------------|-------|--------------------|------------------------|--------------|
| average AC/MC (%) | 68.4% | 72.5% | 72.8% | 71.0% |
| maximum AC/MC (%) | 70.6% | 75.9% | | |
| minimum AC/MC (%) | 67.2% | 67.9% | | |

Wind Generation (MWh)

| | Today | This day last week |
|---------|-------|--------------------|
| average | 392 | 33 |
| minimum | 324 | 1 |
| maximum | 479 | 118 |

Transmission Must Run (MWh)

| | Today | This day last week |
|---------|-------|--------------------|
| average | 127 | 78 |
| minimum | 77 | 64 |
| maximum | 147 | 90 |

Dispatch Down Service (MWh)

| | Today | This day last week |
|---------|-------|--------------------|
| average | 32 | 45 |
| minimum | 0 | 0 |
| maximum | 116 | 77 |

Intertie

| | Today | This day last week | 30 day rolling average | Year to date |
|------------------------|----------|--------------------|------------------------|--------------|
| Mid-C On-Peak | \$ 43.49 | \$ 44.83 | \$ 48.42 | \$ 48.27 |
| Mid-C Off-Peak | \$ 40.26 | \$ 39.89 | \$ 43.18 | \$ 42.61 |
| Minn Hub On-Peak | \$ 48.68 | \$ 38.73 | \$ 45.92 | \$ 46.70 |
| Minn Hub Off-Peak | \$ 28.26 | \$ 20.41 | \$ 27.06 | \$ 27.32 |
| Exchange rate (US:CDN) | 1.04681 | 1.04479 | | |

| | Today | This day last week | 30 day rolling average | Year to date |
|--------------------|-------|--------------------|------------------------|--------------|
| BC Import % of ATC | 8.0% | 33.5% | 0.0% | 0.0% |
| SK Import % of ATC | 20.0% | 0.0% | 0.0% | 0.0% |
| BC Export % of ATC | 27.3% | 23.1% | 0.0% | 0.0% |
| SK Export % of ATC | 42.5% | 0.0% | 0.0% | 0.0% |

Summary of Average Pool Price and Gas price

