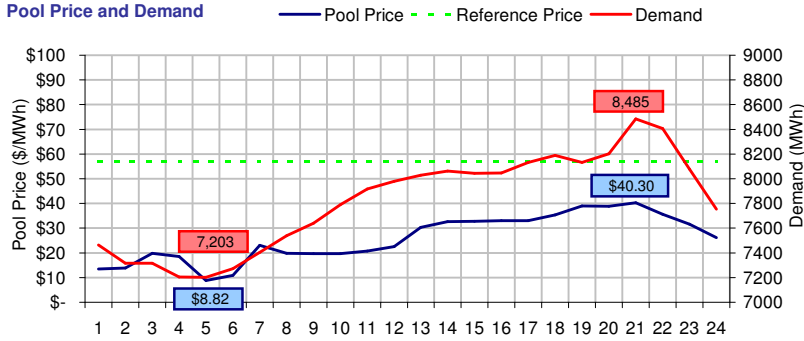
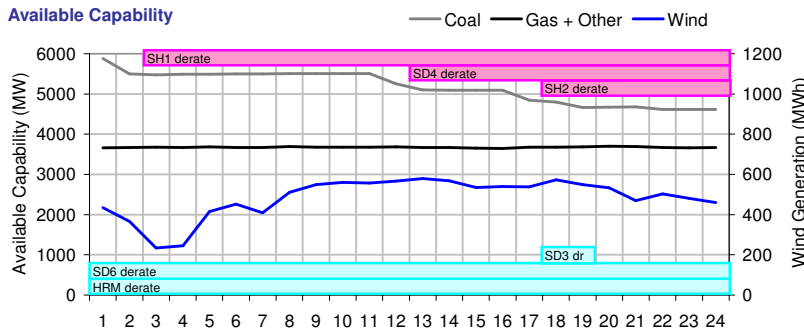


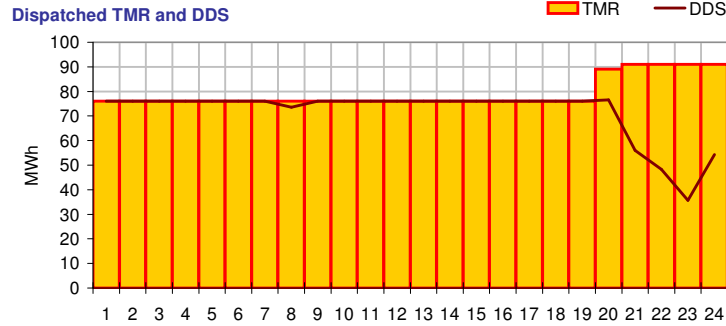
Pool Price and Demand



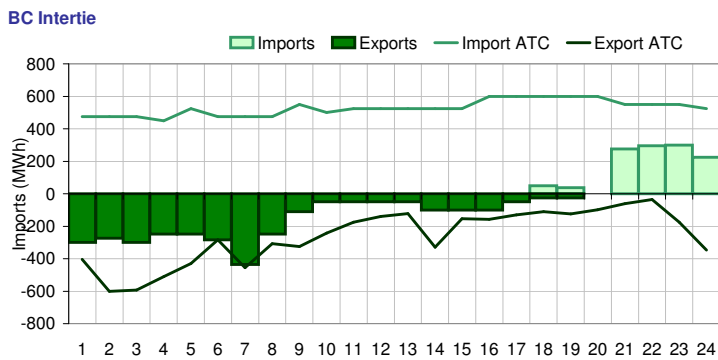
Available Capability



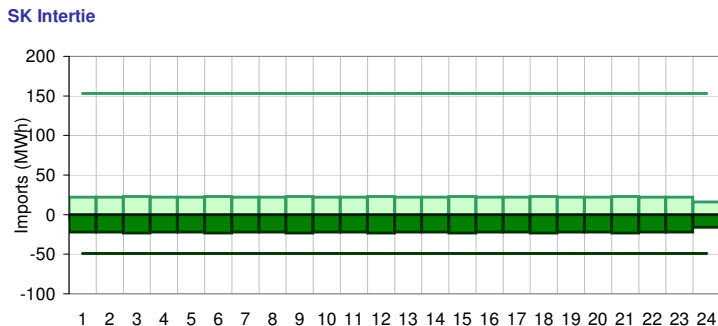
Dispatched TMR and DDS



BC Intertie



SK Intertie



Pool Price (\$/MWh)

	Today	This day last week	30 day rolling average	Year to date
average	\$ 25.82	\$ 27.93	\$ 39.26	\$ 42.56
on peak	NA	NA	\$ 47.58	\$ 49.82
off peak	\$ 25.82	\$ 27.93	\$ 28.45	\$ 32.27

Gas price

	Today	This day last week	30 day rolling average	Year to date
AECO-C (\$/GJ)	\$ 3.52	\$ 3.87	\$ 4.18	\$ 4.83
Heat rate (GJ/MWh)	7.34	7.22	9.40	8.80

Demand (MWh)

	Today	This day last week	30 day rolling average	Year to date
average	7817	7932	8256	8438
on peak	NA	NA	8607	8802
off peak	7817	7932	7753	7891

Coal

	Today	This day last week	30 day rolling average	Year to date
average AC/MC (%)	85.3%	88.6%	88.5%	88.5%
maximum AC/MC (%)	97.2%	93.8%		
minimum AC/MC (%)	76.2%	0.0%		

Gas + Other

	Today	This day last week	30 day rolling average	Year to date
average AC/MC (%)	64.9%	66.9%	68.2%	70.0%
maximum AC/MC (%)	65.3%	70.8%		
minimum AC/MC (%)	64.4%	0.0%		

Wind Generation (MWh)

	Today	This day last week
average	484	230
minimum	234	39
maximum	580	401

Transmission Must Run (MWh)

	Today	This day last week
average	79	58
minimum	76	46
maximum	91	76

Dispatch Down Service (MWh)

	Today	This day last week
average	71	37
minimum	36	0
maximum	77	76

Intertie

	Today	This day last week	30 day rolling average	Year to date
Mid-C On-Peak	NA	NA	\$ 42.65	\$ 46.54
Mid-C Off-Peak	\$ 32.15	\$ 38.10	\$ 38.52	\$ 41.20
Minn Hub On-Peak	\$ 26.17	\$ 27.45	\$ 35.30	\$ 42.54
Minn Hub Off-Peak	\$ 16.52	\$ 18.55	\$ 22.58	\$ 25.59
Exchange rate (US:CDN)	1.01650	1.01878		

	Today	This day last week	30 day rolling average	Year to date
BC Import % of ATC	9.3%	2.8%	18.8%	23.5%
SK Import % of ATC	14.4%	0.0%	9.8%	25.4%
BC Export % of ATC	48.3%	49.8%	31.0%	28.2%
SK Export % of ATC	45.0%	0.0%	16.5%	12.0%

Summary of Average Pool Price and Gas price

