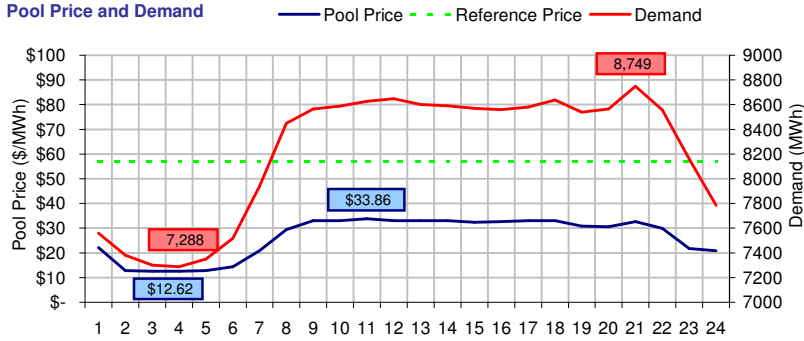
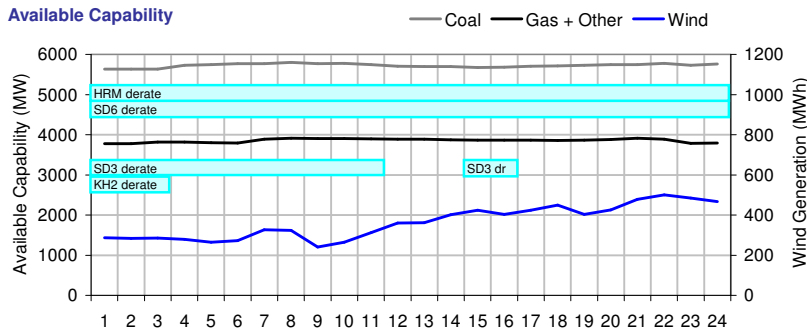


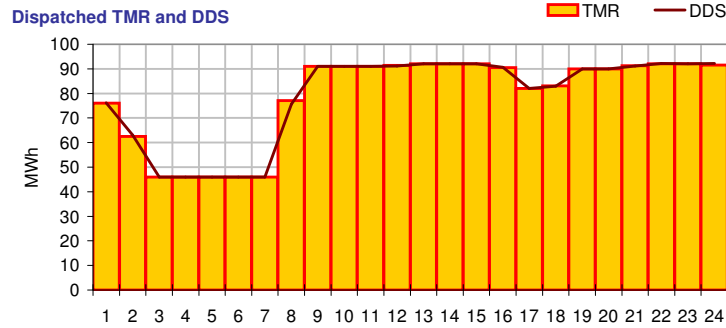
Pool Price and Demand



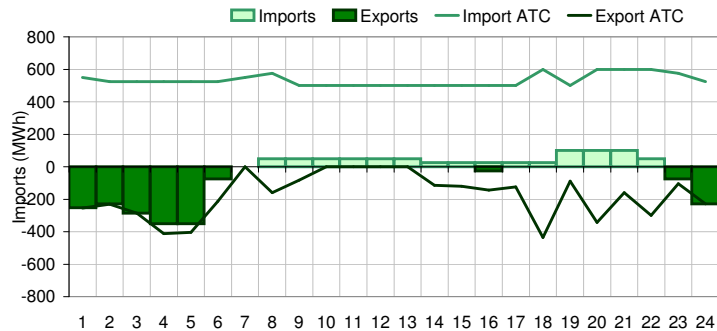
Available Capability



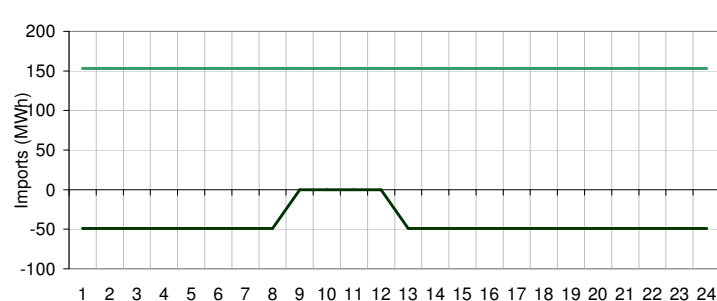
Dispatched TMR and DDS



BC Intertie



SK Intertie



Pool Price (\$/MWh)

	Today	This day last week	30 day rolling average	Year to date
average	\$ 26.42	\$ 135.58	\$ 41.76	\$ 43.42
on peak	\$ 31.56	\$ 177.53	\$ 49.81	\$ 50.81
off peak	\$ 16.15	\$ 51.70	\$ 30.38	\$ 32.79

Gas price

	Today	This day last week	30 day rolling average	Year to date
AECO-C (\$/GJ)	\$ 3.89	\$ 4.14	\$ 4.40	\$ 4.91
Heat rate (GJ/MWh)	6.79	32.73	9.50	8.84

Demand (MWh)

	Today	This day last week	30 day rolling average	Year to date
average	8213	8325	8311	8459
on peak	8562	8641	8656	8822
off peak	7515	7693	7780	7907

Coal

	Today	This day last week	30 day rolling average	Year to date
average AC/MC (%)	94.5%	75.8%	88.2%	88.4%
maximum AC/MC (%)	95.8%	77.6%		
minimum AC/MC (%)	93.0%	73.6%		

Gas + Other

	Today	This day last week	30 day rolling average	Year to date
average AC/MC (%)	68.1%	72.1%	69.1%	70.2%
maximum AC/MC (%)	69.0%	73.7%		
minimum AC/MC (%)	66.7%	70.0%		

Wind Generation (MWh)

	Today	This day last week	30 day rolling average	Year to date
average	363	12		
minimum	241	0		
maximum	500	77		

Transmission Must Run (MWh)

	Today	This day last week	30 day rolling average	Year to date
average	79	41		
minimum	46	10		
maximum	92	91		

Dispatch Down Service (MWh)

	Today	This day last week	30 day rolling average	Year to date
average	79	33		
minimum	46	0		
maximum	92	91		

Intertie

	Today	This day last week	30 day rolling average	Year to date
Mid-C On-Peak	\$ 42.70	\$ 44.05	\$ 43.42	\$ 46.87
Mid-C Off-Peak	\$ 37.15	\$ 39.04	\$ 39.74	\$ 41.72
Minn Hub On-Peak	\$ 28.54	\$ 30.83	\$ 38.16	\$ 43.50
Minn Hub Off-Peak	\$ 17.07	\$ 22.93	\$ 24.62	\$ 26.26
Exchange rate (US:CDN)	1.01923	1.02718		

	Today	This day last week	30 day rolling average	Year to date
BC Import % of ATC	6.1%	71.7%	21.0%	24.2%
SK Import % of ATC	0.0%	24.4%	12.6%	26.4%
BC Export % of ATC	44.5%	3.2%	28.3%	27.4%
SK Export % of ATC	0.0%	0.0%	14.1%	11.3%

Summary of Average Pool Price and Gas price

