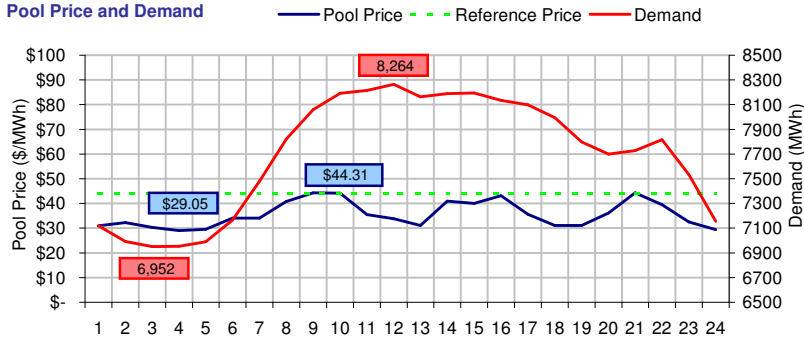
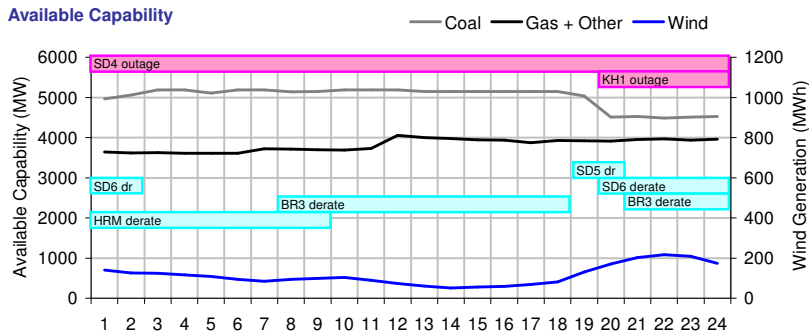


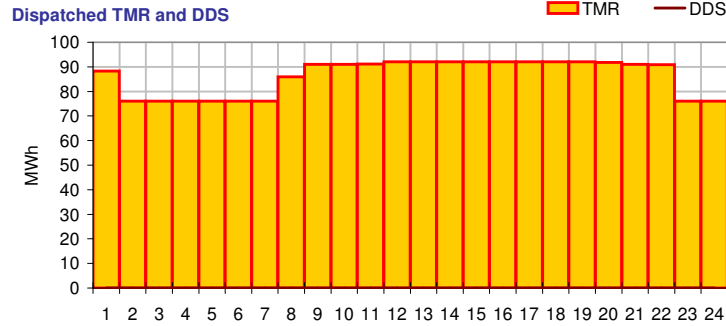
**Pool Price and Demand**



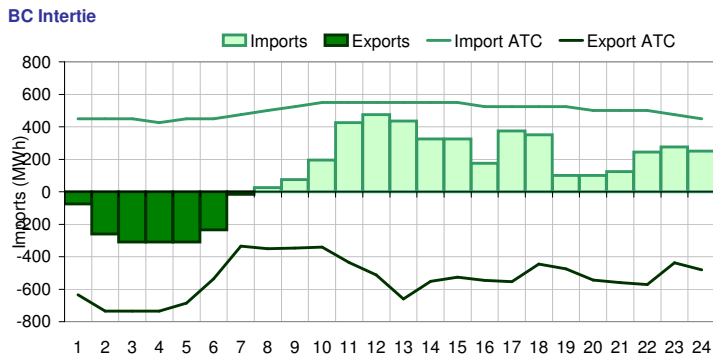
**Available Capacity**



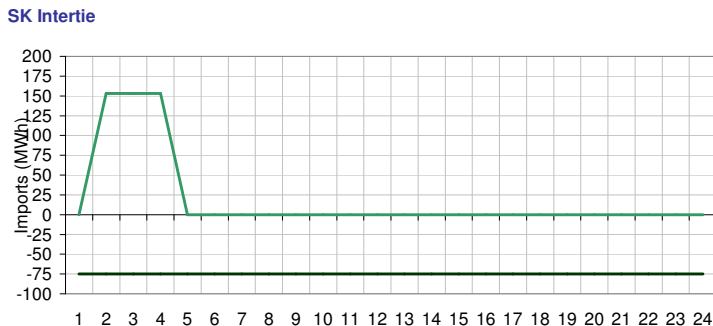
**Dispatched TMR and DDS**



**BC Intertie**



**SK Intertie**



**Pool Price (\$/MWh)**

	Today	This day last week	30 day rolling average	Year to date
average	\$ 35.58	\$ 40.58	\$ 36.29	\$ 41.31
on peak	\$ 37.76	\$ 49.79	\$ 43.56	\$ 48.66
off peak	\$ 31.23	\$ 22.15	\$ 25.16	\$ 30.56

**Gas price**

	Today	This day last week	30 day rolling average	Year to date
AECO-C (\$/GJ)	\$ 3.45	\$ 3.57	\$ 3.55	\$ 4.52
Heat rate (GJ/MWh)	10.31	11.37	10.23	9.15

**Demand (MWh)**

	Today	This day last week	30 day rolling average	Year to date
average	7696	7868	7945	8322
on peak	7994	8204	8278	8675
off peak	7101	7194	7438	7781

**Coal**

	Today	This day last week	30 day rolling average	Year to date
average AC/MC (%)	86.4%	72.5%	88.4%	88.4%
maximum AC/MC (%)	89.4%	74.6%		
minimum AC/MC (%)	77.5%	69.9%		

**Gas + Other**

	Today	This day last week	30 day rolling average	Year to date
average AC/MC (%)	67.4%	63.1%	65.2%	68.8%
maximum AC/MC (%)	71.6%	66.2%		
minimum AC/MC (%)	63.7%	58.6%		

**Wind Generation (MWh)**

	Today	This day last week	30 day rolling average	Year to date
average	114	449		
minimum	50	284		
maximum	216	547		

**Transmission Must Run (MWh)**

	Today	This day last week	30 day rolling average	Year to date
average	86	86		
minimum	76	50		
maximum	92	97		

**Dispatch Down Service (MWh)**

	Today	This day last week	30 day rolling average	Year to date
average	0	28		
minimum	0	0		
maximum	0	86		

**Intertie**

	Today	This day last week	30 day rolling average	Year to date
Mid-C On-Peak	\$ 41.80	\$ 45.47	\$ 40.84	\$ 45.09
Mid-C Off-Peak	\$ 32.08	\$ 37.61	\$ 32.47	\$ 39.01
Minn Hub On-Peak	\$ 32.73	\$ 32.48	\$ 28.80	\$ 39.24
Minn Hub Off-Peak	\$ 10.99	\$ 20.49	\$ 14.87	\$ 22.89
Exchange rate (US:CDN)	0.99933	1.00578		

BC Import % of ATC	35.6%	63.5%	18.0%	22.6%
SK Import % of ATC	0.0%	0.0%	14.8%	22.9%
BC Export % of ATC	11.9%	1.0%	29.8%	27.9%
SK Export % of ATC	0.0%	0.0%	11.0%	11.1%

**Summary of Average Pool Price and Gas price**

