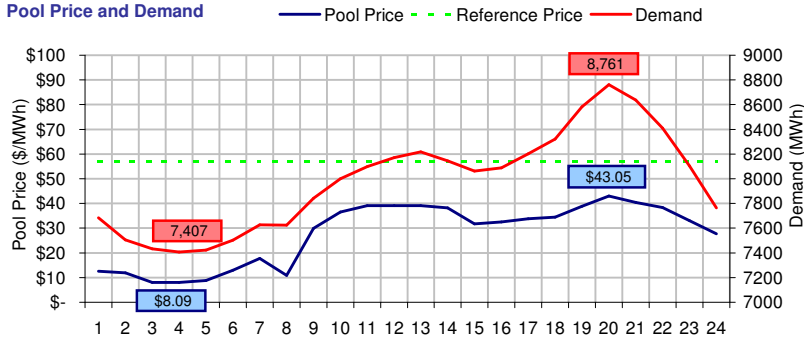
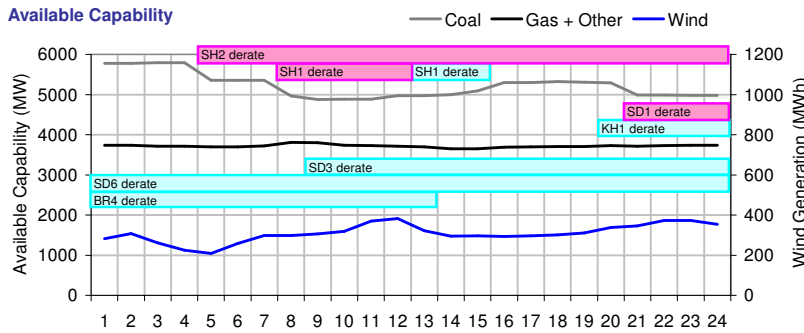


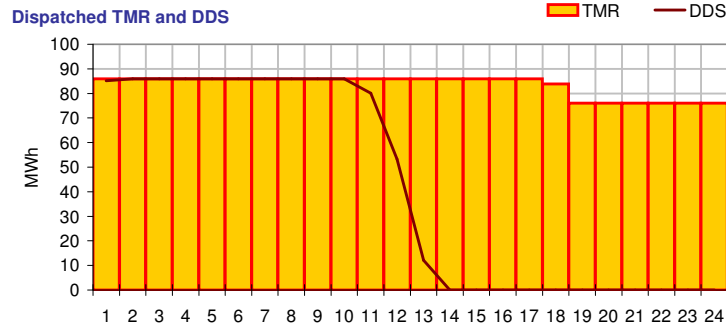
**Pool Price and Demand**



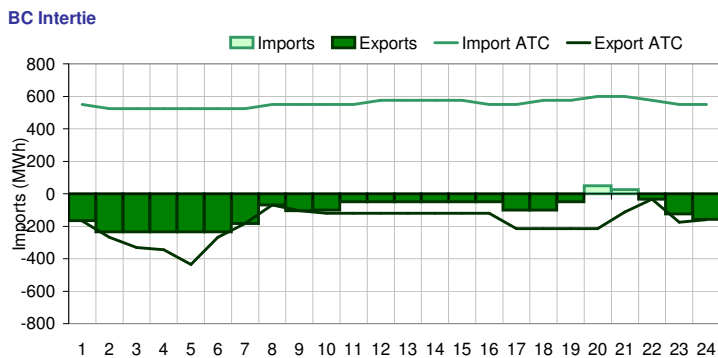
**Available Capacity**



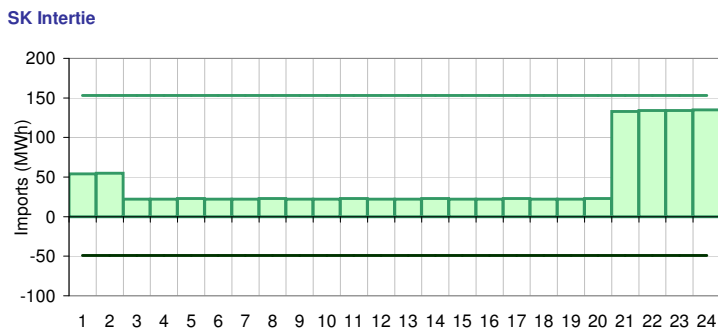
**Dispatched TMR and DDS**



**BC Intertie**



**SK Intertie**



**Pool Price (\$/MWh)**

	Today	This day last week	30 day rolling average	Year to date
average	\$ 27.79	\$ 35.15	\$ 41.28	\$ 42.80
on peak	NA	NA	\$ 47.11	\$ 49.22
off peak	\$ 27.79	\$ 35.15	\$ 33.12	\$ 33.50

**Gas price**

	Today	This day last week	30 day rolling average	Year to date
AECO-C (\$/GJ)	\$ 4.25	\$ 4.51	\$ 4.77	\$ 5.04
Heat rate (GJ/MWh)	6.55	7.78	8.66	8.49

**Demand (MWh)**

	Today	This day last week	30 day rolling average	Year to date
average	7984	8033	8396	8490
on peak	NA	NA	8736	8855
off peak	7984	8033	7892	7939

**Coal**

	Today	This day last week	30 day rolling average	Year to date
average AC/MC (%)	86.2%	89.9%	89.0%	88.7%
maximum AC/MC (%)	95.7%	92.3%		
minimum AC/MC (%)	80.6%	84.6%		

**Gas + Other**

	Today	This day last week	30 day rolling average	Year to date
average AC/MC (%)	65.7%	68.4%	69.8%	70.4%
maximum AC/MC (%)	67.3%	69.9%		
minimum AC/MC (%)	64.4%	66.5%		

**Wind Generation (MWh)**

	Today	This day last week	30 day rolling average	Year to date
average	309	174		
minimum	208	31		
maximum	382	331		

**Transmission Must Run (MWh)**

	Today	This day last week	30 day rolling average	Year to date
average	83	91		
minimum	76	89		
maximum	86	91		

**Dispatch Down Service (MWh)**

	Today	This day last week	30 day rolling average	Year to date
average	42	49		
minimum	0	0		
maximum	86	91		

**Intertie**

	Today	This day last week	30 day rolling average	Year to date
Mid-C On-Peak	NA	NA	\$ 45.57	\$ 47.35
Mid-C Off-Peak	\$ 40.55	\$ 41.19	\$ 41.46	\$ 42.03
Minn Hub On-Peak	\$ 28.54	\$ 36.51	\$ 43.75	\$ 45.50
Minn Hub Off-Peak	\$ 21.60	\$ 25.71	\$ 27.20	\$ 27.18
Exchange rate (US:CDN)	1.02843	1.05128		

BC Import % of ATC	0.6%	5.4%	0.0%	0.0%
SK Import % of ATC	28.5%	12.2%	0.0%	0.0%
BC Export % of ATC	61.0%	42.4%	0.0%	0.0%
SK Export % of ATC	0.0%	89.3%	0.0%	0.0%

**Summary of Average Pool Price and Gas price**

