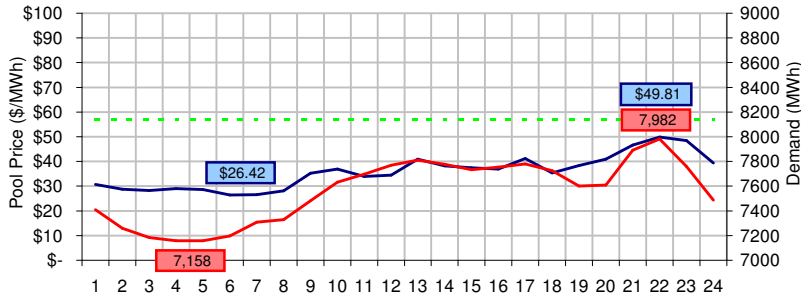


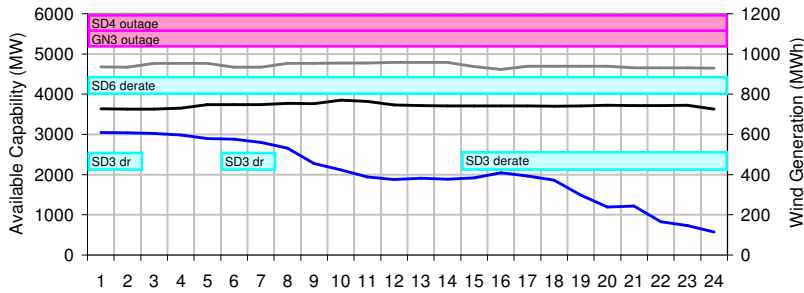
**Pool Price and Demand**

— Pool Price — Reference Price — Demand



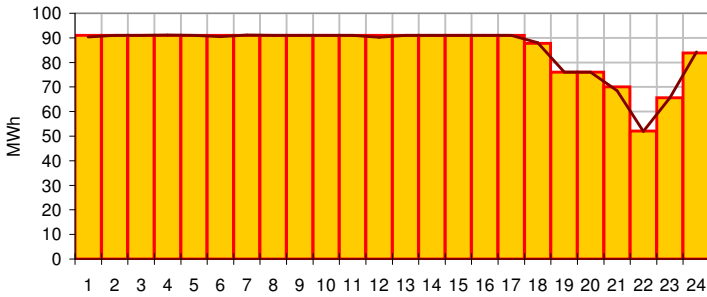
**Available Capacity**

— Coal — Gas + Other — Wind



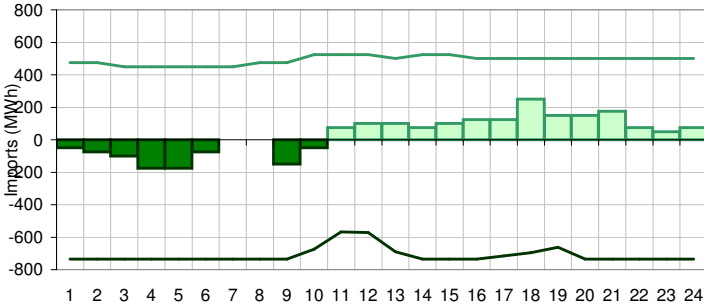
**Dispatched TMR and DDS**

■ TMR — DDS

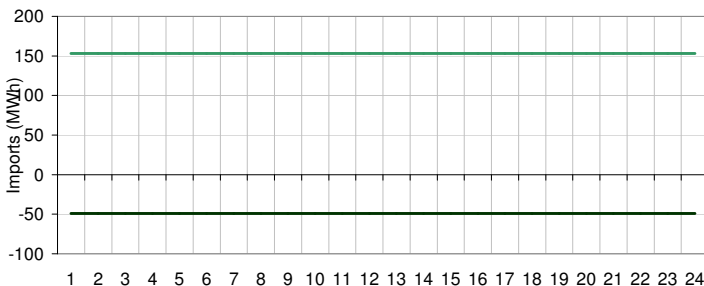


**BC Intertie**

■ Imports ■ Exports — Import ATC — Export ATC



**SK Intertie**



**Pool Price (\$/MWh)**

	Today	This day last week	30 day rolling average	Year to date
average	\$ 35.86	\$ 20.77	\$ 34.75	\$ 40.54
on peak	NA	NA	\$ 42.45	\$ 47.40
off peak	\$ 35.86	\$ 20.77	\$ 23.65	\$ 30.60

**Gas price**

	Today	This day last week	30 day rolling average	Year to date
AECO-C (\$/GJ)	\$ 3.63	\$ 3.30	\$ 3.72	\$ 4.64
Heat rate (GJ/MWh)	9.89	6.29	9.33	8.74

**Demand (MWh)**

	Today	This day last week	30 day rolling average	Year to date
average	7562	7686	8083	8382
on peak	NA	NA	8435	8745
off peak	7562	7686	7592	7843

**Coal**

	Today	This day last week	30 day rolling average	Year to date
average AC/MC (%)	81.5%	92.7%	89.3%	88.9%
maximum AC/MC (%)	82.9%	93.6%		
minimum AC/MC (%)	79.8%	91.7%		

**Gas + Other**

	Today	This day last week	30 day rolling average	Year to date
average AC/MC (%)	65.6%	62.9%	66.3%	69.2%
maximum AC/MC (%)	68.1%	63.6%		
minimum AC/MC (%)	64.0%	62.1%		

**Wind Generation (MWh)**

	Today	This day last week
average	410	507
minimum	114	416
maximum	609	575

**Transmission Must Run (MWh)**

	Today	This day last week
average	86	82
minimum	52	77
maximum	91	92

**Dispatch Down Service (MWh)**

	Today	This day last week
average	86	5
minimum	52	0
maximum	91	92

**Intertie**

	Today	This day last week	30 day rolling average	Year to date
Mid-C On-Peak	NA	NA	\$ 40.98	\$ 45.44
Mid-C Off-Peak	\$ 33.17	\$ 28.05	\$ 34.30	\$ 39.57
Minn Hub On-Peak	\$ 21.98	\$ 20.47	\$ 28.28	\$ 40.20
Minn Hub Off-Peak	\$ 7.07	\$ 12.89	\$ 17.22	\$ 23.93
Exchange rate (US:CDN)	1.01070	1.02626		

	Today	This day last week	30 day rolling average	Year to date
BC Import % of ATC	13.8%	0.0%	12.5%	21.2%
SK Import % of ATC	0.0%	14.6%	13.0%	24.3%
BC Export % of ATC	5.0%	66.2%	42.2%	30.9%
SK Export % of ATC	0.0%	0.0%	12.4%	12.4%

**Summary of Average Pool Price and Gas price**

