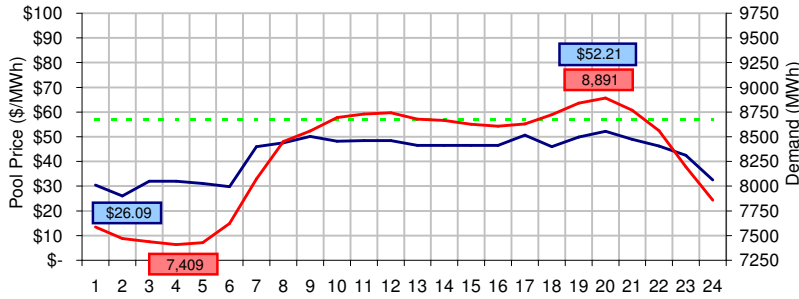


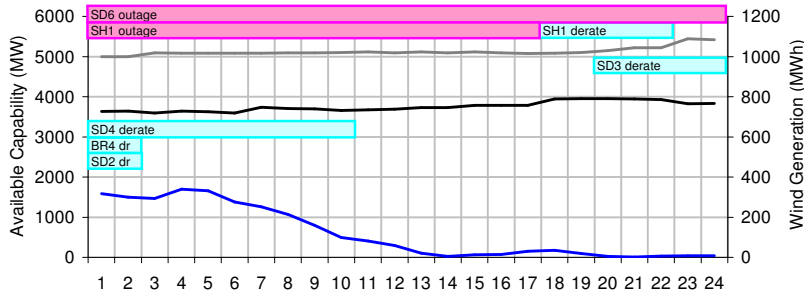
Pool Price and Demand

— Pool Price — Reference Price — Demand



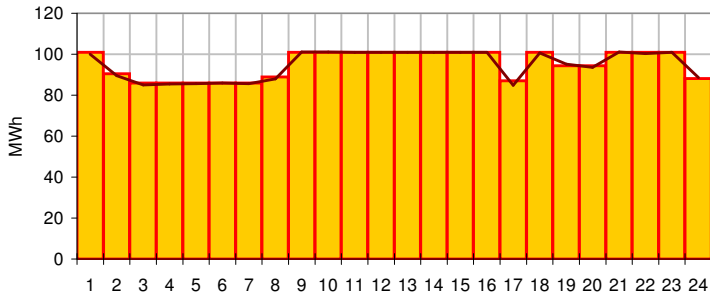
Available Capacity

— Coal — Gas + Other — Wind



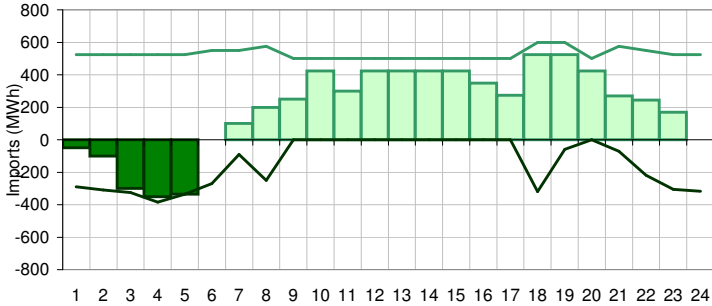
Dispatched TMR and DDS

■ TMR — DDS

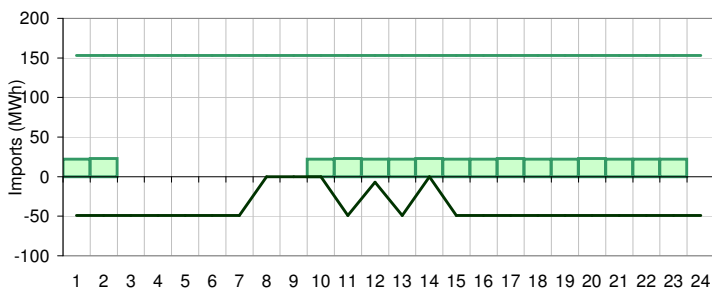


BC Intertie

■ Imports ■ Exports — Import ATC — Export ATC



SK Intertie



Pool Price (\$/MWh)

	Today	This day last week	30 day rolling average	Year to date
average	\$ 42.70	\$ 33.95	\$ 43.53	\$ 43.54
on peak	\$ 47.81	\$ 42.76	\$ 49.02	\$ 49.91
off peak	\$ 32.48	\$ 16.35	\$ 35.19	\$ 34.07

Gas price

	Today	This day last week	30 day rolling average	Year to date
AECO-C (\$/GJ)	\$ 4.38	\$ 4.64	\$ 4.89	\$ 5.09
Heat rate (GJ/MWh)	9.76	7.32	8.90	8.55

Demand (MWh)

	Today	This day last week	30 day rolling average	Year to date
average	8302	8558	8478	8513
on peak	8648	8849	8821	8878
off peak	7611	7976	7939	7953

Coal

	Today	This day last week	30 day rolling average	Year to date
average AC/MC (%)	84.7%	90.3%	88.4%	88.6%
maximum AC/MC (%)	89.9%	92.9%		
minimum AC/MC (%)	82.5%	86.5%		

Gas + Other

	Today	This day last week	30 day rolling average	Year to date
average AC/MC (%)	66.3%	68.4%	70.7%	70.6%
maximum AC/MC (%)	69.8%	70.6%		
minimum AC/MC (%)	63.4%	67.2%		

Wind Generation (MWh)

	Today	This day last week
average	120	392
minimum	2	324
maximum	340	479

Transmission Must Run (MWh)

	Today	This day last week
average	95	127
minimum	86	77
maximum	101	147

Dispatch Down Service (MWh)

	Today	This day last week
average	95	32
minimum	85	0
maximum	101	116

Intertie

	Today	This day last week	30 day rolling average	Year to date
Mid-C On-Peak	\$ 41.13	\$ 43.07	\$ 46.90	\$ 47.72
Mid-C Off-Peak	\$ 35.65	\$ 39.86	\$ 42.19	\$ 42.28
Minn Hub On-Peak	\$ 44.05	\$ 48.20	\$ 44.84	\$ 46.30
Minn Hub Off-Peak	\$ 28.76	\$ 27.99	\$ 27.29	\$ 27.37
Exchange rate (US:CDN)	1.03651	1.04681		

BC Import % of ATC

	Today	This day last week	30 day rolling average	Year to date
BC Import % of ATC	45.4%	8.0%	0.0%	0.0%
SK Import % of ATC	9.7%	20.0%	0.0%	0.0%
BC Export % of ATC	32.0%	27.3%	0.0%	0.0%
SK Export % of ATC	0.0%	42.5%	0.0%	0.0%

Summary of Average Pool Price and Gas price

