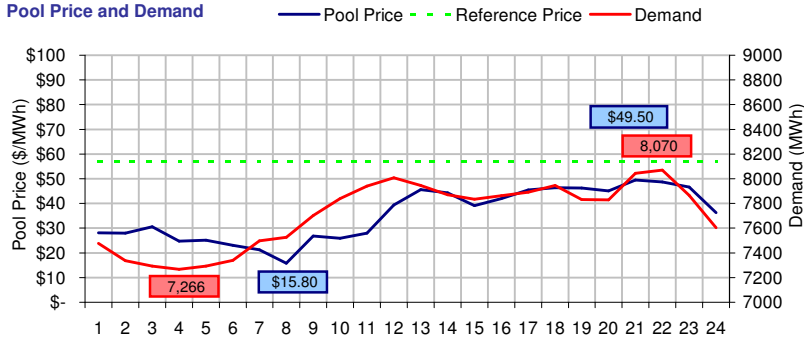
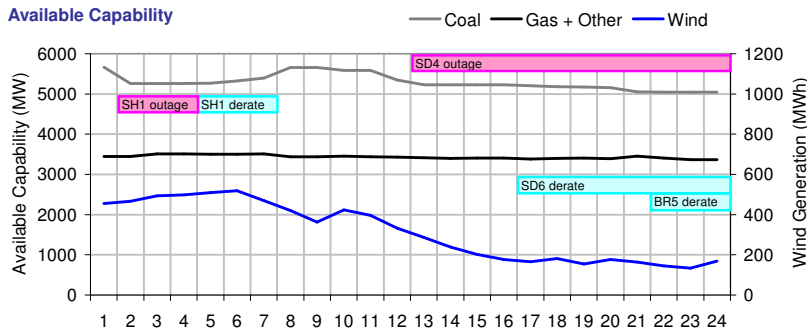


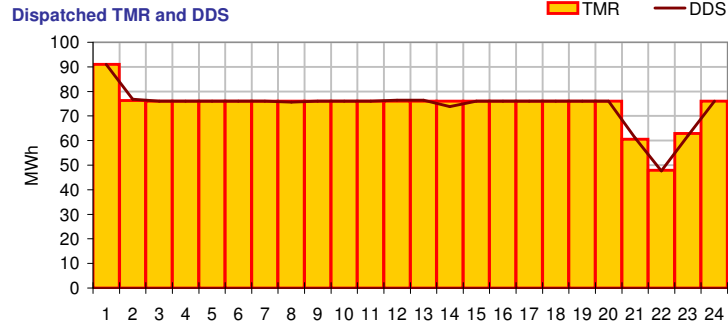
**Pool Price and Demand**



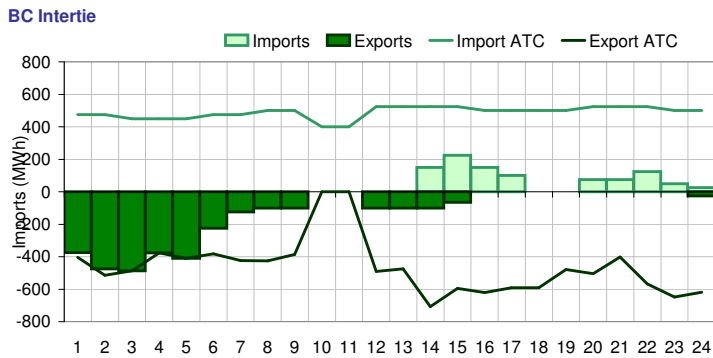
**Available Capacity**



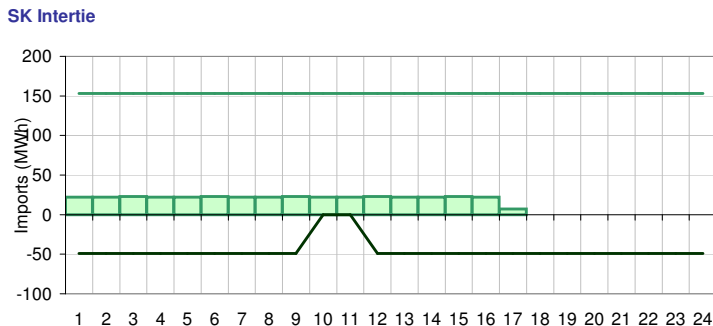
**Dispatched TMR and DDS**



**BC Intertie**



**SK Intertie**



**Pool Price (\$/MWh)**

	Today	This day last week	30 day rolling average	Year to date
average	\$ 35.49	\$ 21.97	\$ 34.66	\$ 40.64
on peak	\$ 39.67	\$ 26.89	\$ 42.80	\$ 47.51
off peak	\$ 27.13	\$ 12.12	\$ 23.61	\$ 30.56

**Gas price**

	Today	This day last week	30 day rolling average	Year to date
AECO-C (\$/GJ)	\$ 3.50	\$ 3.58	\$ 3.77	\$ 4.66
Heat rate (GJ/MWh)	10.13	6.14	9.20	8.72

**Demand (MWh)**

	Today	This day last week	30 day rolling average	Year to date
average	7713	8106	8127	8398
on peak	7875	8414	8468	8756
off peak	7388	7492	7607	7852

**Coal**

	Today	This day last week	30 day rolling average	Year to date
average AC/MC (%)	91.6%	96.9%	89.8%	89.0%
maximum AC/MC (%)	97.9%	98.7%		
minimum AC/MC (%)	87.2%	91.7%		

**Gas + Other**

	Today	This day last week	30 day rolling average	Year to date
average AC/MC (%)	60.6%	64.3%	66.7%	69.3%
maximum AC/MC (%)	62.0%	66.6%		
minimum AC/MC (%)	59.4%	62.6%		

**Wind Generation (MWh)**

	Today	This day last week	30 day rolling average	Year to date
average	314	417		
minimum	133	179		
maximum	520	593		

**Transmission Must Run (MWh)**

	Today	This day last week	30 day rolling average	Year to date
average	74	93		
minimum	48	91		
maximum	91	97		

**Dispatch Down Service (MWh)**

	Today	This day last week	30 day rolling average	Year to date
average	74	74		
minimum	48	0		
maximum	91	97		

**Intertie**

	Today	This day last week	30 day rolling average	Year to date
Mid-C On-Peak	\$ 40.63	\$ 37.15	\$ 41.00	\$ 45.51
Mid-C Off-Peak	\$ 33.06	\$ 26.82	\$ 34.48	\$ 39.71
Minn Hub On-Peak	\$ 20.71	\$ 30.31	\$ 29.59	\$ 40.60
Minn Hub Off-Peak	\$ 9.09	\$ 18.18	\$ 18.59	\$ 24.29
Exchange rate (US:CDN)	1.01023	1.02121		

**BC Import % of ATC**

	Today	This day last week	30 day rolling average	Year to date
SK Import % of ATC	8.3%	0.0%	14.0%	21.4%
BC Import % of ATC	9.9%	15.1%	13.2%	24.8%
BC Export % of ATC	27.6%	62.4%	43.1%	31.5%
SK Export % of ATC	0.0%	32.3%	12.4%	12.6%

**Summary of Average Pool Price and Gas price**

