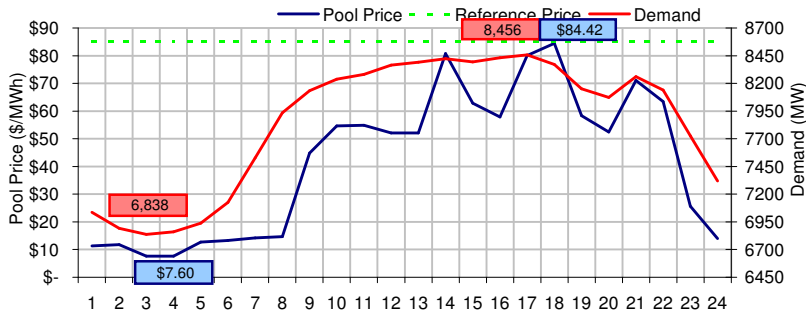
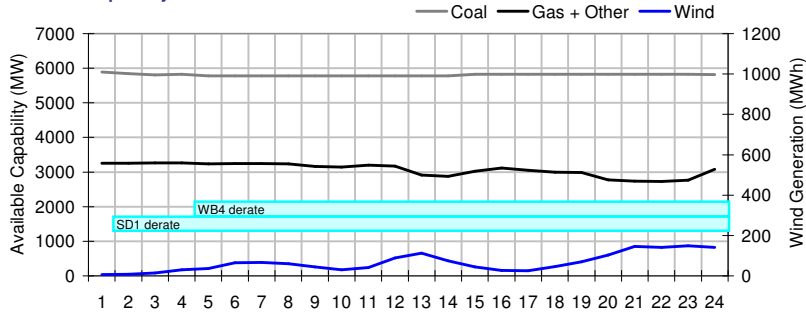


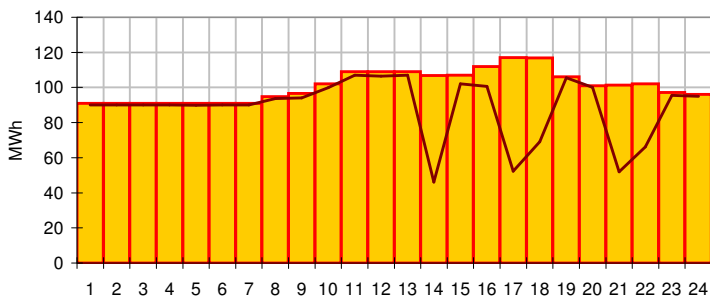
### Pool Price and Demand



### Available Capacity



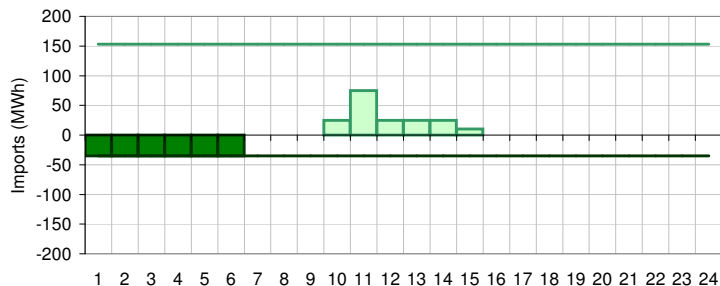
### Dispatched TMR and DDS



### BC Intertie



### SK Intertie



### Pool Price (\$/MWh)

	Today	This day last week	30 day rolling average	Year to date
average	\$ 41.78	\$ 31.27	\$ 63.20	\$ 86.87
on peak	\$ 56.88	\$ 39.34	\$ 85.63	\$ 112.73
off peak	\$ 11.58	\$ 15.14	\$ 30.90	\$ 48.06

### Gas price

	Today	This day last week	30 day rolling average	Year to date
AECO-C (\$/GJ)	\$ 6.17	\$ 6.37	\$ 6.64	\$ 8.40
Heat rate (GJ/MWh)	6.77	4.91	9.51	10.34

### Demand (MWh)

	Today	This day last week	30 day rolling average	Year to date
average	7846	7523	7901	7944
on peak	8235	7762	8303	8325
off peak	7067	7045	7319	7388

### Coal

	Today	This day last week	30 day rolling average	Year to date
average AC/MC (%)	96.7%	88.6%	86.6%	85.0%
maximum AC/MC (%)	98.2%	93.8%	89.9%	
minimum AC/MC (%)	96.3%	85.3%	82.7%	

### Gas + Other

	Today	This day last week	30 day rolling average	Year to date
average AC/MC (%)	63.2%	75.5%	74.5%	74.1%
maximum AC/MC (%)	67.1%	77.0%	77.0%	
minimum AC/MC (%)	56.0%	74.3%	70.5%	

### Wind Generation (MWh)

	Today	This day last week	30 day rolling average	Year to date
average	65	24		
minimum	7	16		
maximum	149	36		

### Transmission Must Run (MWh)

	Today	This day last week	30 day rolling average	Year to date
average	101	88		
minimum	91	77		
maximum	117	111		

### Dispatch Down Service (MWh)

	Today	This day last week	30 day rolling average	Year to date
average	88	86		
minimum	46	75		
maximum	107	108		

### Intertie

	Today	This day last week	30 day rolling average	Year to date
Mid-C On-Peak	\$ 66.38	\$ 67.95	\$ 67.98	\$ 69.30
Mid-C Off-Peak	\$ 57.08	\$ 51.14	\$ 55.10	\$ 53.09
Minn Hub On-Peak	\$ 52.35	\$ 78.12	\$ 57.57	\$ 67.70
Minn Hub Off-Peak	\$ 12.49	\$ 6.38	\$ 13.12	\$ 26.43
Exchange rate (US:CDN)	1.06288	1.06440		

	Today	This day last week	30 day rolling average	Year to date
BC Import % of ATC	0.0%	0.0%	11.0%	35.3%
SK Import % of ATC	5.0%	53.8%	52.2%	54.2%
BC Export % of ATC	0.0%	40.8%	35.5%	20.6%
SK Export % of ATC	25.0%	0.0%	6.6%	14.3%

### Summary of Average Pool Price and Gas price

