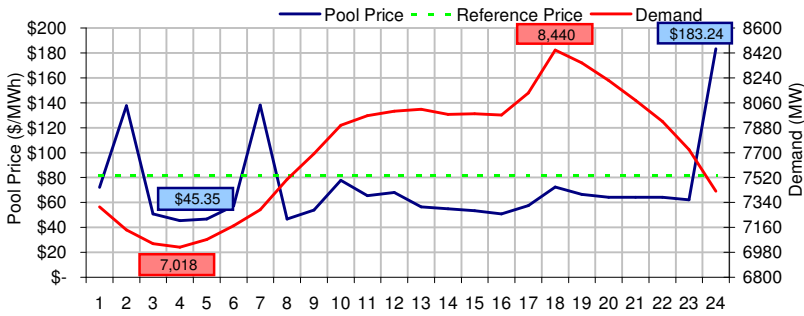
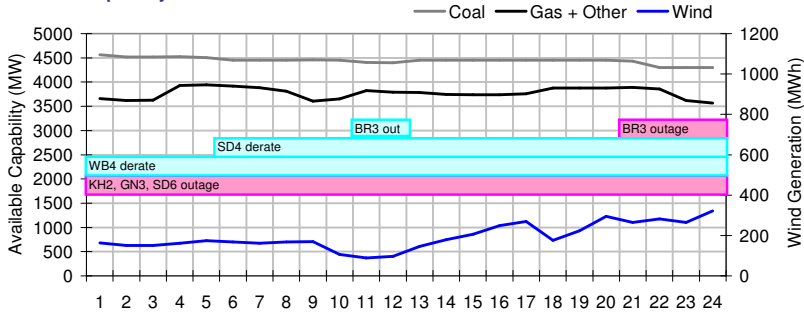


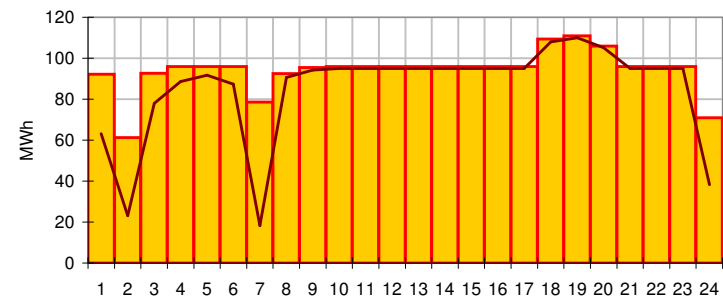
**Pool Price and Demand**



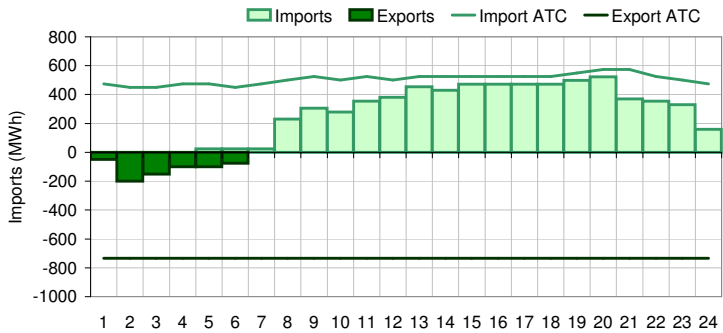
**Available Capacity**



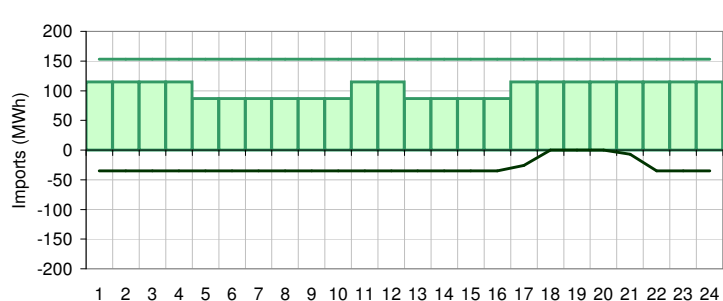
**Dispatched TMR and DDS**



**BC Intertie**



**SK Intertie**



**Pool Price (\$/MWh)**

	Today	This day last week	30 day rolling average	Year to date
average	\$ 71.28	\$ 153.14	\$ 128.88	\$ 92.18
on peak	\$ 61.19	\$ 203.52	\$ 175.70	\$ 121.94
off peak	\$ 91.45	\$ 52.40	\$ 59.09	\$ 47.69

**Gas price**

	Today	This day last week	30 day rolling average	Year to date
AECO-C (\$/GJ)	\$ 6.04	\$ 5.67	\$ 6.31	\$ 7.95
Heat rate (GJ/MWh)	11.80	26.99	20.44	11.60

**Demand (MWh)**

	Today	This day last week	30 day rolling average	Year to date
average	7722	7545	7795	7902
on peak	7992	7762	8159	8304
off peak	7183	7110	7232	7366

**Coal**

	Today	This day last week	30 day rolling average	Year to date
average AC/MC (%)	74.0%	75.7%	77.6%	84.2%
maximum AC/MC (%)	76.0%	77.3%	80.8%	
minimum AC/MC (%)	71.6%	69.9%	73.3%	

**Gas + Other**

	Today	This day last week	30 day rolling average	Year to date
average AC/MC (%)	77.6%	71.6%	70.5%	73.0%
maximum AC/MC (%)	81.1%	75.8%	73.3%	
minimum AC/MC (%)	73.4%	64.7%	66.2%	

**Wind Generation (MWh)**

	Today	This day last week	30 day rolling average	Year to date
average	193	195		
minimum	88	3		
maximum	322	386		

**Transmission Must Run (MWh)**

	Today	This day last week	30 day rolling average	Year to date
average	94	74		
minimum	61	51		
maximum	111	96		

**Dispatch Down Service (MWh)**

	Today	This day last week	30 day rolling average	Year to date
average	85	20		
minimum	18	0		
maximum	110	95		

**Intertie**

	Today	This day last week	30 day rolling average	Year to date
Mid-C On-Peak	\$ 59.60	\$ 58.13	\$ 51.88	\$ 66.48
Mid-C Off-Peak	\$ 52.53	\$ 51.92	\$ 43.62	\$ 51.65
Minn Hub On-Peak	\$ 45.92	\$ 45.62	\$ 43.97	\$ 63.36
Minn Hub Off-Peak	\$ 22.36	\$ 10.14	\$ 15.66	\$ 24.18
Exchange rate (US:CDN)	1.19274	1.21820		

BC Import % of ATC	54.6%	22.5%	59.2%	37.1%
SK Import % of ATC	67.5%	76.8%	66.2%	52.6%
BC Export % of ATC	0.0%	10.0%	6.5%	19.4%
SK Export % of ATC	0.0%	0.0%	0.6%	14.2%

**Summary of Average Pool Price and Gas price**

