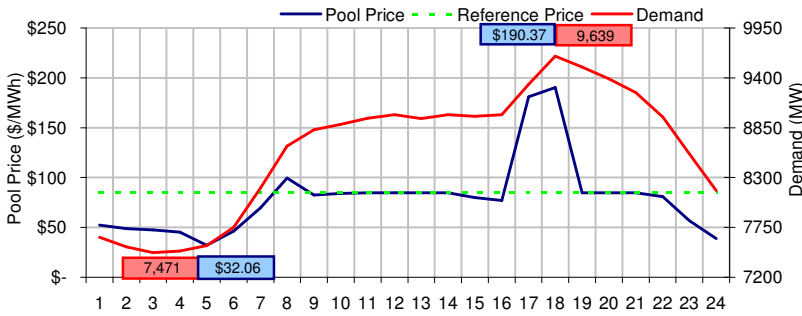
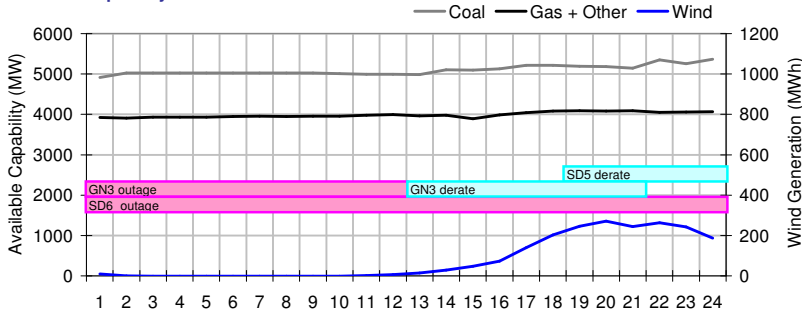


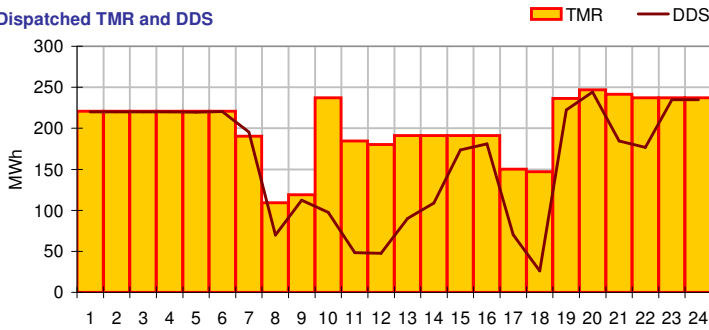
Pool Price and Demand



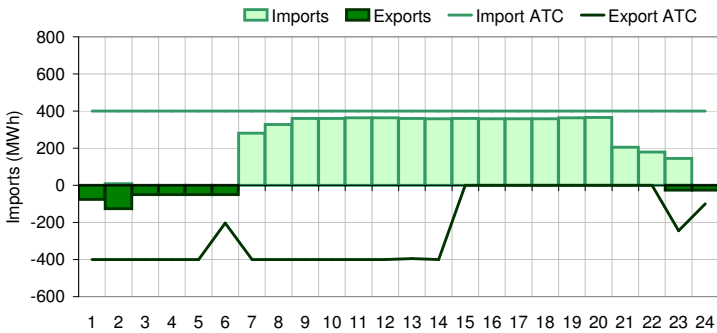
Available Capacity



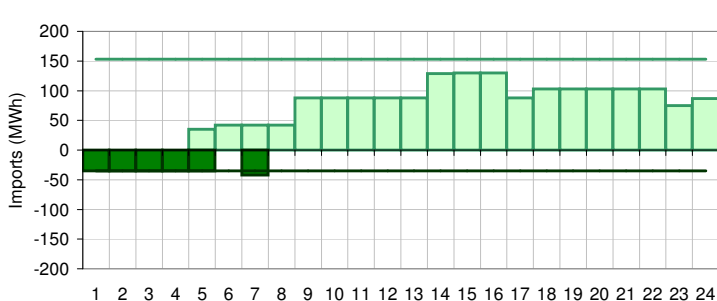
Dispatched TMR and DDS



BC Intertie



SK Intertie



Pool Price (\$/MWh)

	Today	This day last week	30 day rolling average	Year to date
average	\$ 79.39	\$ 62.81	\$ 62.96	\$ 89.62
on peak	\$ 95.28	\$ 79.09	\$ 73.00	\$ 117.81
off peak	\$ 47.60	\$ 30.24	\$ 46.34	\$ 47.44

Gas price

	Today	This day last week	30 day rolling average	Year to date
AECO-C (\$/GJ)	\$ 5.99	\$ 6.68	\$ 6.60	\$ 7.83
Heat rate (GJ/MWh)	13.25	9.40	9.54	11.45

Demand (MWh)

	Today	This day last week	30 day rolling average	Year to date
average	8610	8202	8124	7921
on peak	9054	8654	8553	8314
off peak	7722	7299	7510	7372

Coal

	Today	This day last week	30 day rolling average	Year to date
average AC/MC (%)	84.8%	85.8%	84.3%	84.2%
maximum AC/MC (%)	89.2%	88.9%		
minimum AC/MC (%)	81.7%	80.7%		

Gas + Other

	Today	This day last week	30 day rolling average	Year to date
average AC/MC (%)	78.3%	73.7%	74.8%	69.0%
maximum AC/MC (%)	80.2%	74.9%		
minimum AC/MC (%)	76.4%	72.2%		

Wind Generation (MWh)

	Today	This day last week	30 day rolling average	Year to date
average	82	352		
minimum	0	168		
maximum	271	459		

Transmission Must Run (MWh)

	Today	This day last week	30 day rolling average	Year to date
average	202	214		
minimum	109	96		
maximum	247	226		

Dispatch Down Service (MWh)

	Today	This day last week	30 day rolling average	Year to date
average	160	232		
minimum	26	28		
maximum	244	270		

Intertie

	Today	This day last week	30 day rolling average	Year to date
Mid-C On-Peak	\$ 62.09	\$ 62.76	\$ 48.32	\$ 64.92
Mid-C Off-Peak	\$ 53.79	\$ 58.04	\$ 44.13	\$ 50.99
Minn Hub On-Peak	\$ 74.04	\$ 70.87	\$ 48.13	\$ 62.08
Minn Hub Off-Peak	\$ 28.92	\$ 26.69	\$ 22.93	\$ 24.08
Exchange rate (US:CDN)	1.27113	1.24020		

	Today	This day last week	30 day rolling average	Year to date
BC Import % of ATC	57.1%	50.6%	41.2%	37.4%
SK Import % of ATC	47.8%	58.7%	51.6%	52.5%
BC Export % of ATC	0.0%	31.4%	20.7%	19.5%
SK Export % of ATC	25.8%	20.8%	6.2%	13.6%

Summary of Average Pool Price and Gas price

