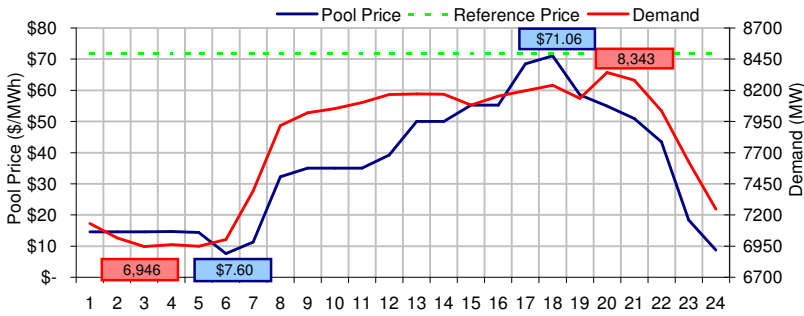
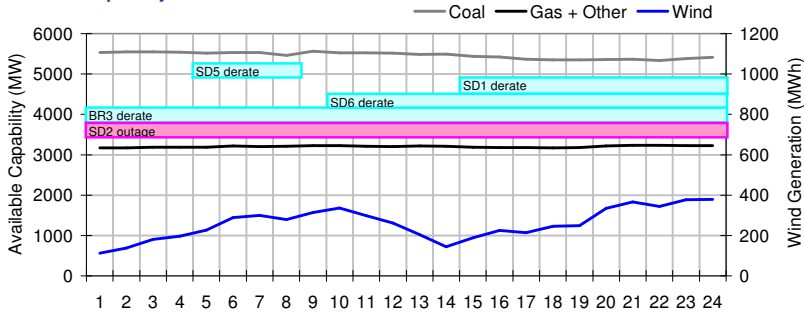


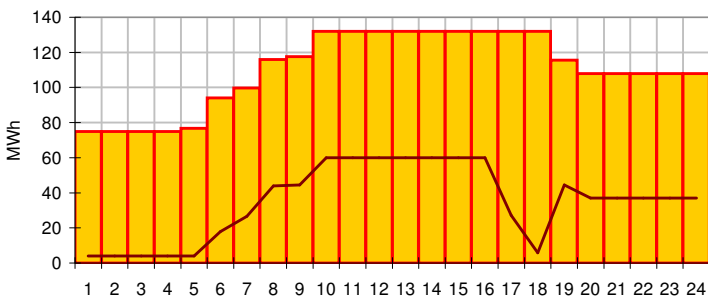
**Pool Price and Demand**



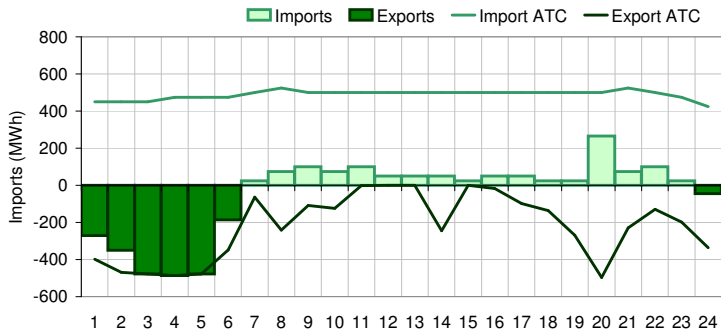
**Available Capacity**



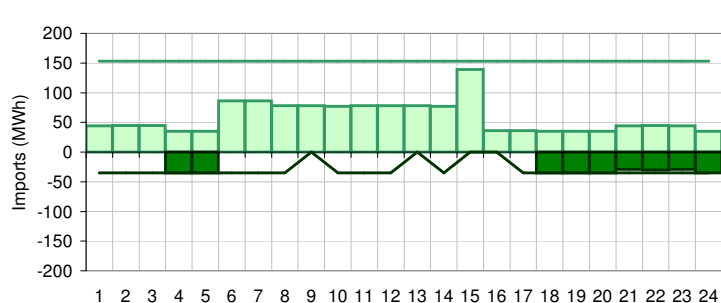
**Dispatched TMR and DDS**



**BC Intertie**



**SK Intertie**



**Pool Price (\$/MWh)**

	Today	This day last week	30 day rolling average	Year to date
average	\$ 35.56	\$ 165.15	\$ 94.91	\$ 87.88
on peak	\$ 47.05	\$ 229.64	\$ 137.13	\$ 115.59
off peak	\$ 12.57	\$ 36.17	\$ 32.17	\$ 46.53

**Gas price**

	Today	This day last week	30 day rolling average	Year to date
AECO-C (\$/GJ)	\$ 5.94	\$ 5.80	\$ 5.87	\$ 8.14
Heat rate (GJ/MWh)	5.98	28.48	16.18	10.80

**Demand (MWh)**

	Today	This day last week	30 day rolling average	Year to date
average	7764	7861	7663	7914
on peak	8105	8231	8043	8311
off peak	7081	7121	7054	7373

**Coal**

	Today	This day last week	30 day rolling average	Year to date
average AC/MC (%)	91.0%	81.9%	85.1%	85.0%
maximum AC/MC (%)	92.6%	84.0%	88.2%	
minimum AC/MC (%)	88.9%	75.1%	80.6%	

**Gas + Other**

	Today	This day last week	30 day rolling average	Year to date
average AC/MC (%)	65.8%	63.5%	65.3%	73.2%
maximum AC/MC (%)	66.6%	66.2%	67.9%	
minimum AC/MC (%)	65.1%	59.4%	61.2%	

**Wind Generation (MWh)**

	Today	This day last week
average	259	50
minimum	113	0
maximum	379	172

**Transmission Must Run (MWh)**

	Today	This day last week
average	110	79
minimum	75	0
maximum	132	106

**Dispatch Down Service (MWh)**

	Today	This day last week
average	35	59
minimum	4	0
maximum	60	101

**Intertie**

	Today	This day last week	30 day rolling average	Year to date
Mid-C On-Peak	\$ 61.88	\$ 67.58	\$ 58.95	\$ 68.19
Mid-C Off-Peak	\$ 45.07	\$ 50.59	\$ 48.70	\$ 52.57
Minn Hub On-Peak	\$ 50.04	\$ 51.42	\$ 46.86	\$ 65.58
Minn Hub Off-Peak	\$ 9.68	\$ 16.86	\$ 13.83	\$ 25.14
Exchange rate (US:CDN)	1.12158	1.06090		

	Today	This day last week	30 day rolling average	Year to date
BC Import % of ATC	9.9%	51.2%	27.9%	34.7%
SK Import % of ATC	38.2%	24.4%	25.9%	51.4%
BC Export % of ATC	0.0%	12.4%	20.1%	20.8%
SK Export % of ATC	42.6%	19.0%	27.7%	15.7%

**Summary of Average Pool Price and Gas price**

