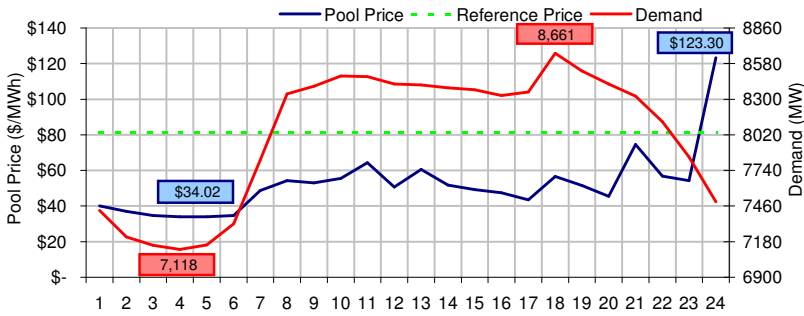
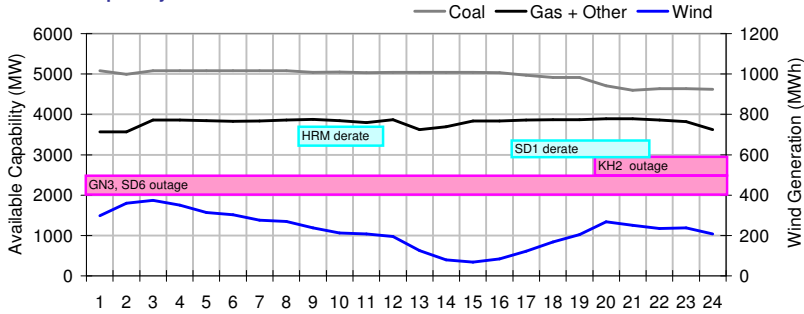


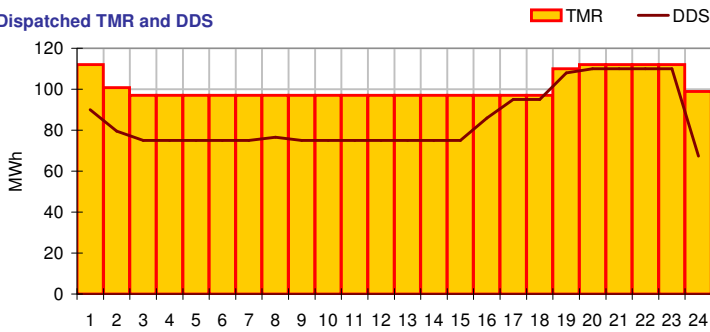
**Pool Price and Demand**



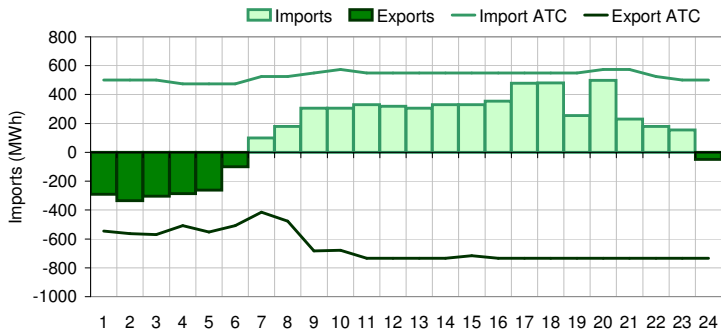
**Available Capacity**



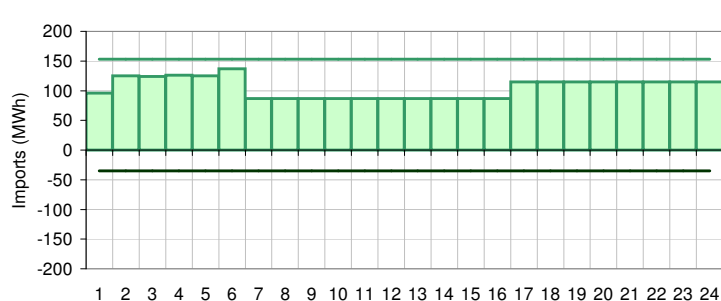
**Dispatched TMR and DDS**



**BC Intertie**



**SK Intertie**



**Pool Price (\$/MWh)**

	Today	This day last week	30 day rolling average	Year to date
average	\$ 52.35	\$ 57.60	\$ 131.47	\$ 92.24
on peak	\$ 54.37	\$ 64.27	\$ 180.82	\$ 122.16
off peak	\$ 48.30	\$ 44.26	\$ 56.81	\$ 47.55

**Gas price**

	Today	This day last week	30 day rolling average	Year to date
AECO-C (\$/GJ)	\$ 6.17	\$ 6.17	\$ 6.31	\$ 7.95
Heat rate (GJ/MWh)	8.49	9.33	20.83	11.60

**Demand (MWh)**

	Today	This day last week	30 day rolling average	Year to date
average	8025	7978	7797	7903
on peak	8368	8292	8164	8304
off peak	7338	7351	7230	7366

**Coal**

	Today	This day last week	30 day rolling average	Year to date
average AC/MC (%)	82.5%	80.3%	77.4%	84.3%
maximum AC/MC (%)	84.6%	87.2%	80.7%	
minimum AC/MC (%)	76.5%	76.1%	73.1%	

**Gas + Other**

	Today	This day last week	30 day rolling average	Year to date
average AC/MC (%)	78.2%	70.5%	70.2%	72.9%
maximum AC/MC (%)	80.1%	73.8%	73.1%	
minimum AC/MC (%)	73.3%	66.1%	65.9%	

**Wind Generation (MWh)**

	Today	This day last week
average	227	102
minimum	69	7
maximum	374	331

**Transmission Must Run (MWh)**

	Today	This day last week
average	101	105
minimum	97	92
maximum	112	111

**Dispatch Down Service (MWh)**

	Today	This day last week
average	85	90
minimum	67	45
maximum	110	152

**Intertie**

	Today	This day last week	30 day rolling average	Year to date
Mid-C On-Peak	\$ 58.66	\$ 57.22	\$ 52.06	\$ 66.54
Mid-C Off-Peak	\$ 51.70	\$ 51.10	\$ 43.57	\$ 51.68
Minn Hub On-Peak	\$ 47.84	\$ 61.05	\$ 44.09	\$ 63.44
Minn Hub Off-Peak	\$ 14.67	\$ 16.14	\$ 15.75	\$ 24.20
Exchange rate (US:CDN)	1.17399	1.20913		

	Today	This day last week	30 day rolling average	Year to date
BC Import % of ATC	40.4%	64.3%	60.1%	37.0%
SK Import % of ATC	68.7%	65.8%	64.8%	52.6%
BC Export % of ATC	0.0%	5.6%	6.3%	19.5%
SK Export % of ATC	0.0%	0.0%	0.6%	14.3%

**Summary of Average Pool Price and Gas price**

