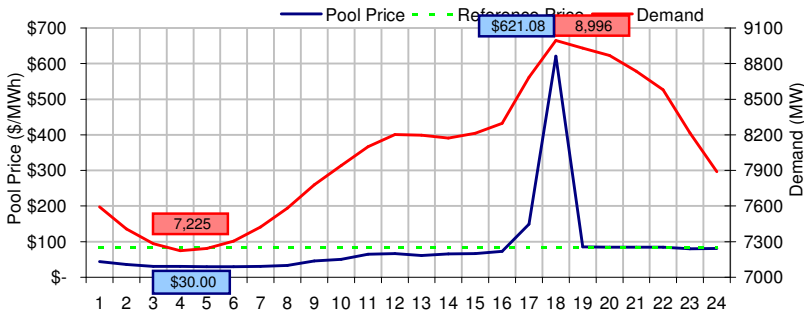
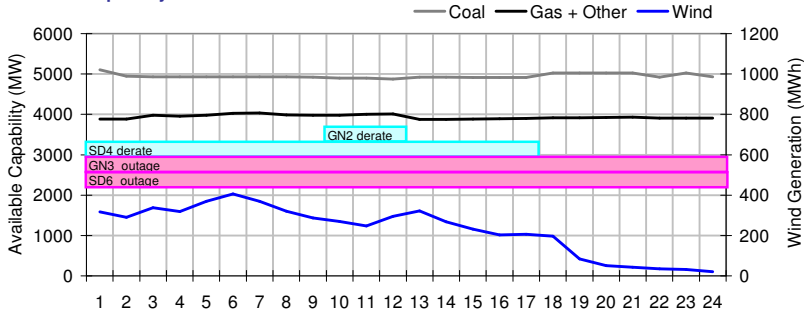


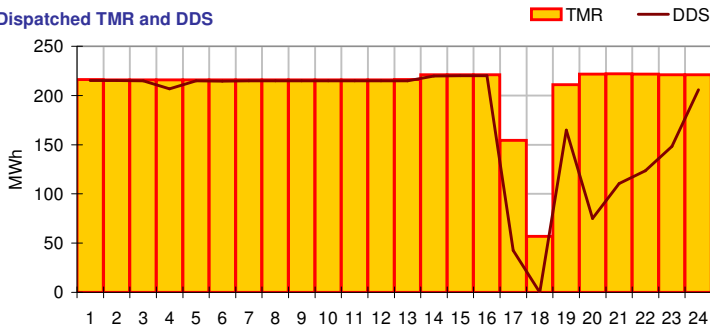
**Pool Price and Demand**



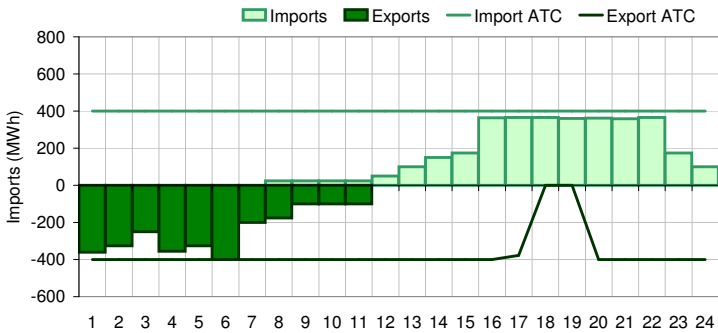
**Available Capacity**



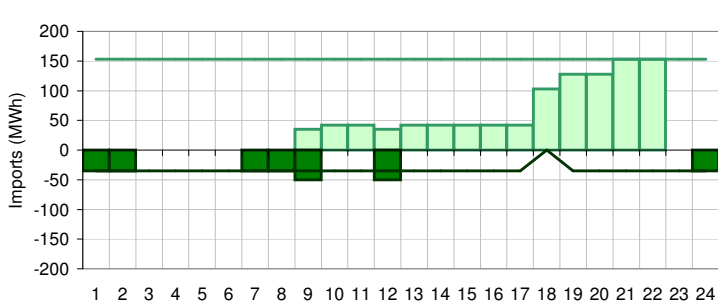
**Dispatched TMR and DDS**



**BC Intertie**



**SK Intertie**



**Pool Price (\$/MWh)**

	Today	This day last week	30 day rolling average	Year to date
average	\$ 84.59	\$ 45.37	\$ 62.69	\$ 89.65
on peak	NA	NA	\$ 71.42	\$ 117.89
off peak	\$ 84.59	\$ 45.37	\$ 46.36	\$ 47.44

**Gas price**

	Today	This day last week	30 day rolling average	Year to date
AECO-C (\$/GJ)	\$ 5.89	\$ 6.72	\$ 6.60	\$ 7.83
Heat rate (GJ/MWh)	14.36	6.76	9.50	11.44

**Demand (MWh)**

	Today	This day last week	30 day rolling average	Year to date
average	8036	7805	8094	7919
on peak	NA	NA	8511	8313
off peak	8036	7805	7492	7371

**Coal**

	Today	This day last week	30 day rolling average	Year to date
average AC/MC (%)	82.3%	83.7%	83.9%	84.2%
maximum AC/MC (%)	84.9%	87.9%		
minimum AC/MC (%)	81.1%	82.4%		

**Gas + Other**

	Today	This day last week	30 day rolling average	Year to date
average AC/MC (%)	77.0%	74.5%	74.6%	69.0%
maximum AC/MC (%)	78.8%	75.2%		
minimum AC/MC (%)	75.7%	74.1%		

**Wind Generation (MWh)**

	Today	This day last week	30 day rolling average	Year to date
average	230	303		
minimum	20	168		
maximum	405	393		

**Transmission Must Run (MWh)**

	Today	This day last week	30 day rolling average	Year to date
average	208	220		
minimum	57	191		
maximum	222	232		

**Dispatch Down Service (MWh)**

	Today	This day last week	30 day rolling average	Year to date
average	180	217		
minimum	0	132		
maximum	220	252		

**Intertie**

	Today	This day last week	30 day rolling average	Year to date
Mid-C On-Peak	NA	NA	\$ 48.38	\$ 64.98
Mid-C Off-Peak	\$ 53.81	\$ 61.61	\$ 44.18	\$ 51.01
Minn Hub On-Peak	\$ 74.06	\$ 41.96	\$ 47.55	\$ 62.09
Minn Hub Off-Peak	\$ 23.84	\$ 22.89	\$ 22.72	\$ 24.08
Exchange rate (US:CDN)	1.27141	1.24021		

	Today	This day last week	30 day rolling average	Year to date
BC Import % of ATC	35.3%	27.1%	41.3%	37.4%
SK Import % of ATC	28.0%	62.8%	52.9%	52.5%
BC Export % of ATC	0.0%	19.2%	20.0%	19.6%
SK Export % of ATC	34.2%	0.0%	5.1%	13.6%

**Summary of Average Pool Price and Gas price**

