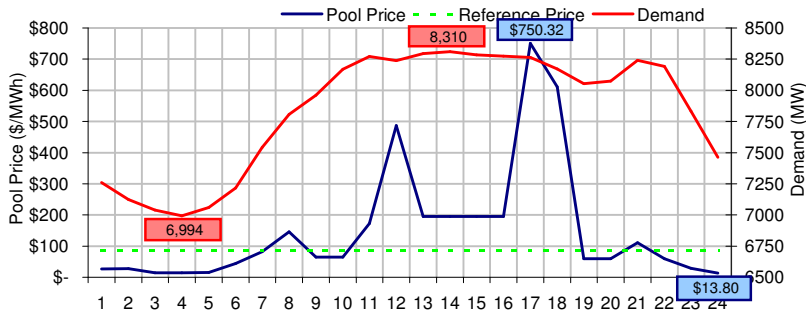
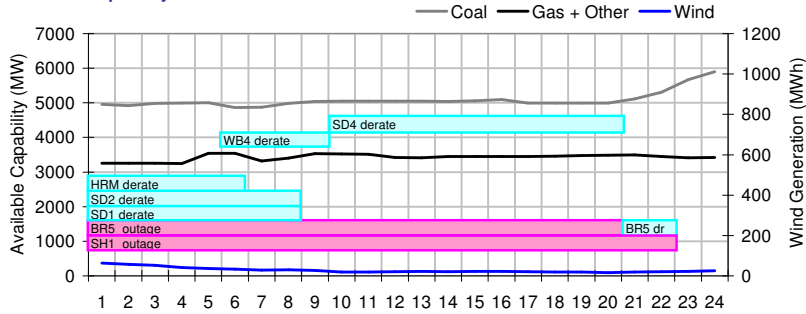


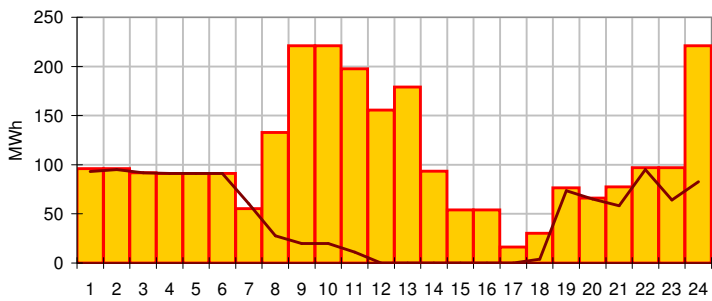
Pool Price and Demand



Available Capacity



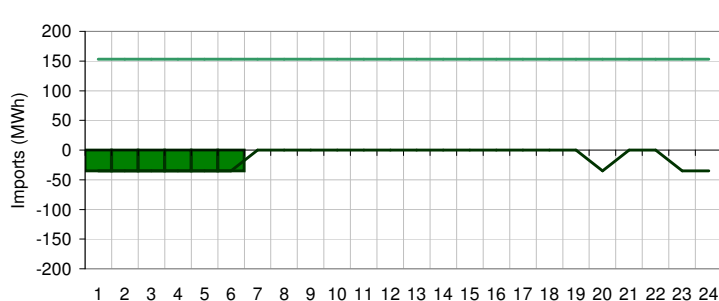
Dispatched TMR and DDS



BC Intertie



SK Intertie



Pool Price (\$/MWh)

	Today	This day last week	30 day rolling average	Year to date
average	\$ 151.40	\$ 53.14	\$ 83.25	\$ 87.74
on peak	\$ 212.22	\$ 63.16	\$ 120.61	\$ 113.64
off peak	\$ 29.77	\$ 33.10	\$ 36.77	\$ 48.60

Gas price

	Today	This day last week	30 day rolling average	Year to date
AECO-C (\$/GJ)	\$ 5.76	\$ 6.74	\$ 6.82	\$ 8.44
Heat rate (GJ/MWh)	26.29	7.89	12.21	10.40

Demand (MWh)

	Today	This day last week	30 day rolling average	Year to date
average	7839	7991	7982	7949
on peak	8152	8358	8381	8327
off peak	7212	7258	7363	7389

Coal

	Today	This day last week	30 day rolling average	Year to date
average AC/MC (%)	84.6%	80.9%	85.3%	84.9%
maximum AC/MC (%)	98.2%	85.4%	88.2%	
minimum AC/MC (%)	81.0%	75.7%	81.7%	

Gas + Other

	Today	This day last week	30 day rolling average	Year to date
average AC/MC (%)	70.4%	73.1%	75.2%	74.2%
maximum AC/MC (%)	72.8%	76.0%	77.8%	
minimum AC/MC (%)	66.7%	66.6%	71.2%	

Wind Generation (MWh)

	Today	This day last week	30 day rolling average	Year to date
average	28	374		
minimum	16	234		
maximum	64	453		

Transmission Must Run (MWh)

	Today	This day last week	30 day rolling average	Year to date
average	108	94		
minimum	16	86		
maximum	221	97		

Dispatch Down Service (MWh)

	Today	This day last week	30 day rolling average	Year to date
average	47	123		
minimum	0	65		
maximum	95	145		

Intertie

	Today	This day last week	30 day rolling average	Year to date
Mid-C On-Peak	\$ 64.52	\$ 73.19	\$ 70.47	\$ 69.42
Mid-C Off-Peak	\$ 47.77	\$ 56.45	\$ 57.08	\$ 53.14
Minn Hub On-Peak	\$ 49.97	\$ 53.17	\$ 62.94	\$ 68.18
Minn Hub Off-Peak	\$ 15.76	\$ 9.62	\$ 14.45	\$ 26.72
Exchange rate (US:CDN)	1.06879	1.04636		

	Today	This day last week	30 day rolling average	Year to date
BC Import % of ATC	0.0%	7.8%	18.2%	35.9%
SK Import % of ATC	0.0%	56.8%	63.1%	54.8%
BC Export % of ATC	0.0%	7.2%	36.9%	20.9%
SK Export % of ATC	66.7%	0.0%	1.5%	14.0%

Summary of Average Pool Price and Gas price

