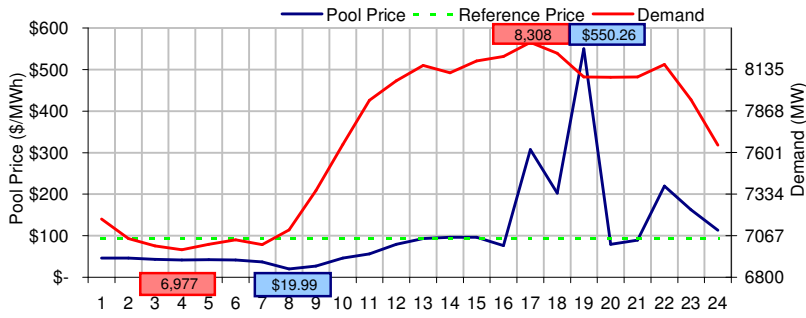
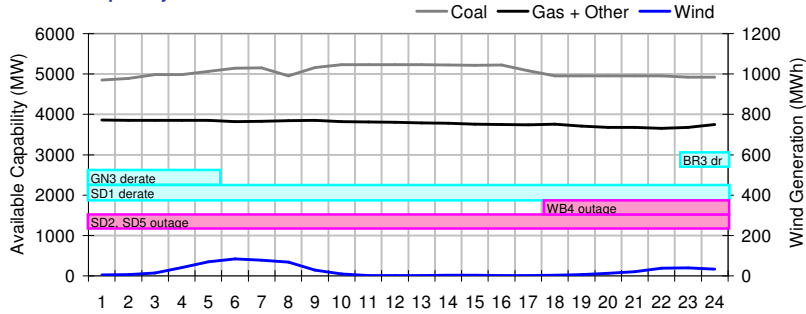


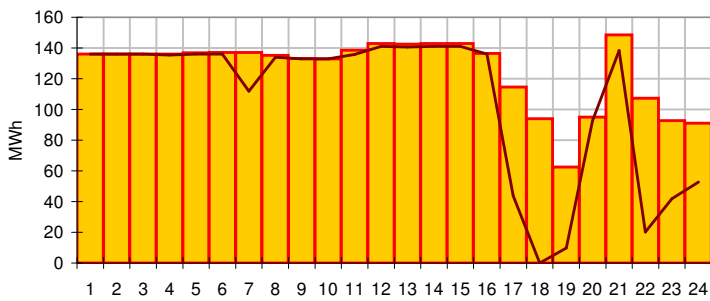
**Pool Price and Demand**



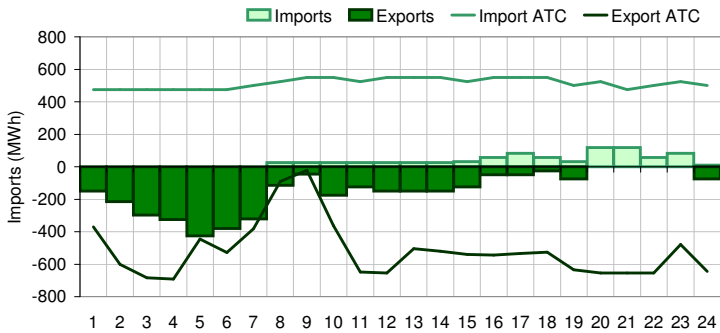
**Available Capacity**



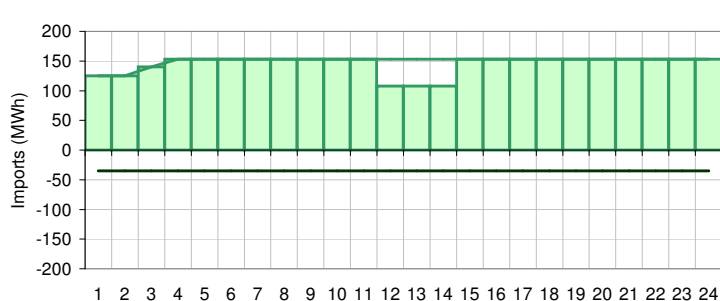
**Dispatched TMR and DDS**



**BC Intertie**



**SK Intertie**



**Pool Price (\$/MWh)**

	Today	This day last week	30 day rolling average	Year to date
average	\$ 108.83	\$ 63.52	\$ 66.31	\$ 87.94
on peak	\$ 137.57	\$ 76.46	\$ 81.85	\$ 112.62
off peak	\$ 51.36	\$ 37.66	\$ 37.64	\$ 50.29

**Gas price**

	Today	This day last week	30 day rolling average	Year to date
AECO-C (\$/GJ)	\$ 7.50	\$ 7.57	\$ 8.60	\$ 8.67
Heat rate (GJ/MWh)	14.51	8.39	7.71	10.15

**Demand (MWh)**

	Today	This day last week	30 day rolling average	Year to date
average	7692	8054	7862	7944
on peak	7981	8485	8282	8323
off peak	7114	7192	7280	7391

**Coal**

	Today	This day last week	30 day rolling average	Year to date
average AC/MC (%)	84.3%	86.3%	85.1%	84.8%
maximum AC/MC (%)	87.1%	87.3%	88.0%	
minimum AC/MC (%)	80.8%	82.2%	81.5%	

**Gas + Other**

	Today	This day last week	30 day rolling average	Year to date
average AC/MC (%)	77.8%	78.7%	75.2%	74.1%
maximum AC/MC (%)	79.4%	82.2%	77.7%	
minimum AC/MC (%)	75.1%	73.3%	72.0%	

**Wind Generation (MWh)**

	Today	This day last week
average	24	58
minimum	1	27
maximum	83	104

**Transmission Must Run (MWh)**

	Today	This day last week
average	125	68
minimum	63	50
maximum	149	84

**Dispatch Down Service (MWh)**

	Today	This day last week
average	107	82
minimum	0	49
maximum	141	122

**Intertie**

	Today	This day last week	30 day rolling average	Year to date
Mid-C On-Peak	\$ 83.47	\$ 75.98	\$ 73.98	\$ 69.32
Mid-C Off-Peak	\$ 73.15	\$ 63.07	\$ 51.89	\$ 52.64
Minn Hub On-Peak	\$ 119.73	\$ 81.45	\$ 83.98	\$ 69.01
Minn Hub Off-Peak	\$ 34.17	\$ 19.01	\$ 19.16	\$ 28.47
Exchange rate (US:CDN)	1.02773	1.02024		

	Today	This day last week	30 day rolling average	Year to date
BC Import % of ATC	6.6%	17.3%	27.4%	38.5%
SK Import % of ATC	96.3%	11.1%	60.5%	53.9%
BC Export % of ATC	0.0%	36.9%	22.6%	18.8%
SK Export % of ATC	0.0%	18.8%	6.7%	15.5%

**Summary of Average Pool Price and Gas price**

