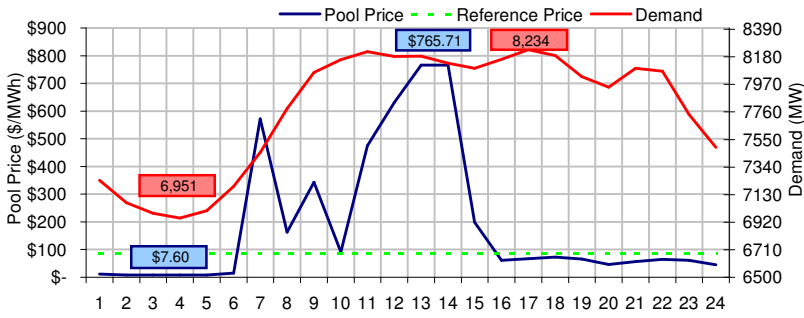
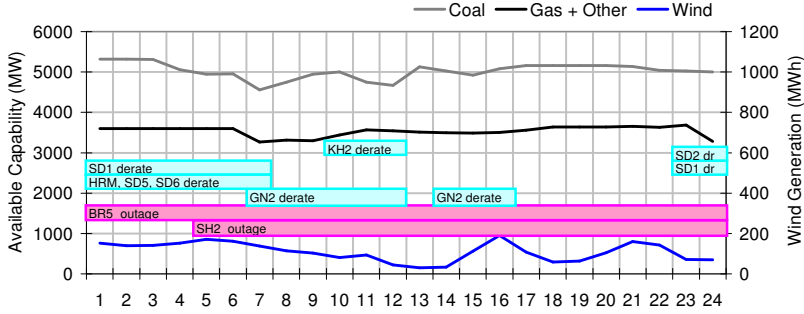


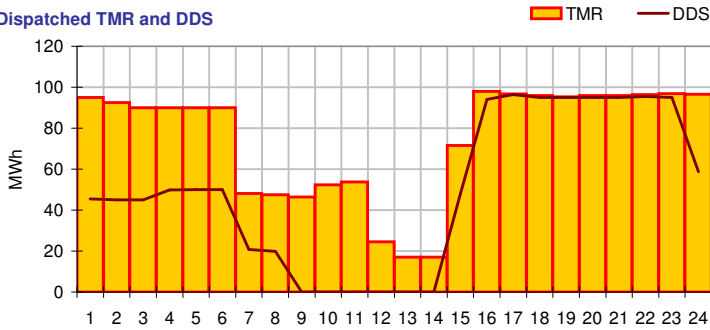
**Pool Price and Demand**



**Available Capacity**



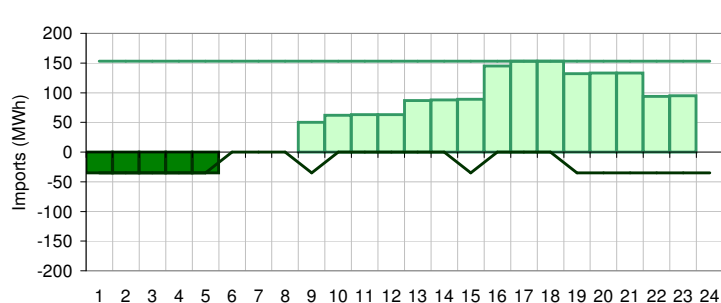
**Dispatched TMR and DDS**



**BC Intertie**



**SK Intertie**



**Pool Price (\$/MWh)**

	Today	This day last week	30 day rolling average	Year to date
average	\$ 191.76	\$ 75.05	\$ 84.22	\$ 87.49
on peak	\$ 245.57	\$ 103.51	\$ 117.85	\$ 113.17
off peak	\$ 84.16	\$ 18.13	\$ 37.47	\$ 48.68

**Gas price**

	Today	This day last week	30 day rolling average	Year to date
AECO-C (\$/GJ)	\$ 5.75	\$ 7.05	\$ 6.87	\$ 8.45
Heat rate (GJ/MWh)	33.33	10.64	12.26	10.36

**Demand (MWh)**

	Today	This day last week	30 day rolling average	Year to date
average	7778	7866	7992	7950
on peak	8081	8209	8395	8327
off peak	7174	7181	7368	7390

**Coal**

	Today	This day last week	30 day rolling average	Year to date
average AC/MC (%)	83.7%	80.4%	85.4%	84.9%
maximum AC/MC (%)	88.6%	84.3%	88.1%	
minimum AC/MC (%)	76.0%	72.5%	81.9%	

**Gas + Other**

	Today	This day last week	30 day rolling average	Year to date
average AC/MC (%)	72.6%	75.0%	75.4%	74.2%
maximum AC/MC (%)	75.8%	78.4%	77.9%	
minimum AC/MC (%)	67.2%	67.9%	71.5%	

**Wind Generation (MWh)**

	Today	This day last week	30 day rolling average	Year to date
average	110	328		
minimum	29	189		
maximum	191	407		

**Transmission Must Run (MWh)**

	Today	This day last week	30 day rolling average	Year to date
average	75	90		
minimum	17	58		
maximum	98	96		

**Dispatch Down Service (MWh)**

	Today	This day last week	30 day rolling average	Year to date
average	50	53		
minimum	0	4		
maximum	96	139		

**Intertie**

	Today	This day last week	30 day rolling average	Year to date
Mid-C On-Peak	\$ 63.61	\$ 73.24	\$ 71.30	\$ 69.46
Mid-C Off-Peak	\$ 47.90	\$ 56.49	\$ 57.96	\$ 53.18
Minn Hub On-Peak	\$ 68.98	\$ 53.21	\$ 64.68	\$ 68.27
Minn Hub Off-Peak	\$ 16.31	\$ 9.63	\$ 15.05	\$ 26.77
Exchange rate (US:CDN)	1.06946	1.05074		

	Today	This day last week	30 day rolling average	Year to date
BC Import % of ATC	0.0%	5.3%	18.4%	36.0%
SK Import % of ATC	41.9%	84.2%	65.0%	55.0%
BC Export % of ATC	0.0%	16.9%	37.8%	21.0%
SK Export % of ATC	38.5%	0.0%	0.3%	13.8%

**Summary of Average Pool Price and Gas price**

