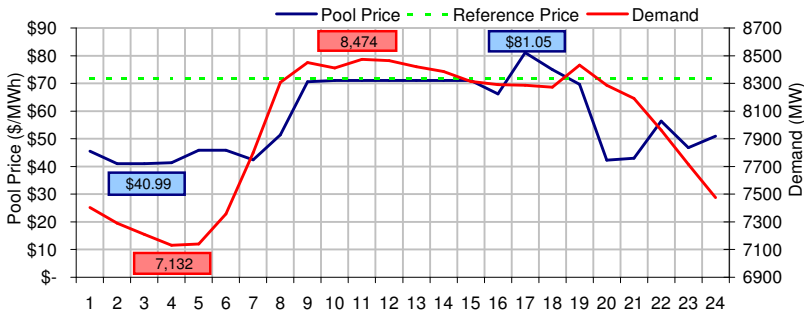
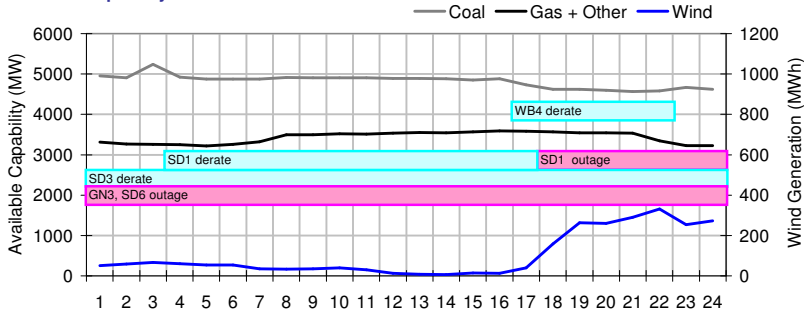


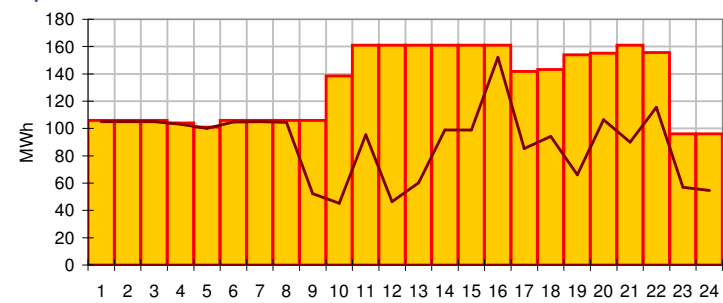
### Pool Price and Demand



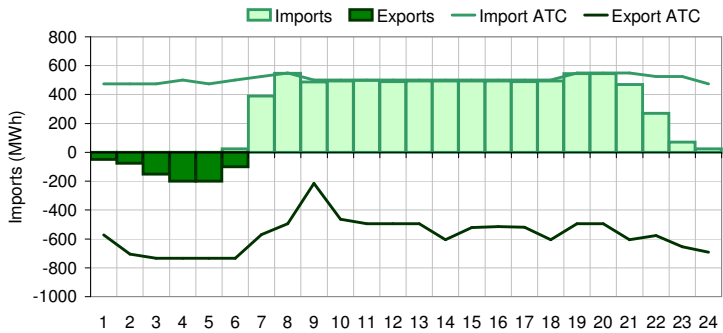
### Available Capacity



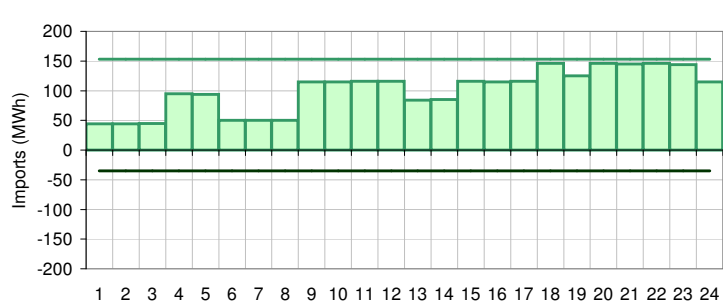
### Dispatched TMR and DDS



### BC Intertie



### SK Intertie



### Pool Price (\$/MWh)

	Today	This day last week	30 day rolling average	Year to date
average	\$ 57.60	\$ 45.94	\$ 95.02	\$ 89.44
on peak	\$ 64.27	\$ 51.16	\$ 137.34	\$ 117.88
off peak	\$ 44.26	\$ 35.49	\$ 46.82	\$ 47.03

### Gas price

	Today	This day last week	30 day rolling average	Year to date
AECO-C (\$/GJ)	\$ 6.17	\$ 6.57	\$ 6.38	\$ 8.01
Heat rate (GJ/MWh)	9.33	6.99	14.90	11.17

### Demand (MWh)

	Today	This day last week	30 day rolling average	Year to date
average	7978	7890	7739	7903
on peak	8292	8236	8110	8305
off peak	7351	7199	7169	7367

### Coal

	Today	This day last week	30 day rolling average	Year to date
average AC/MC (%)	80.3%	84.2%	79.8%	84.5%
maximum AC/MC (%)	87.2%	88.0%	83.0%	
minimum AC/MC (%)	76.1%	79.0%	75.7%	

### Gas + Other

	Today	This day last week	30 day rolling average	Year to date
average AC/MC (%)	70.5%	67.0%	66.7%	72.8%
maximum AC/MC (%)	73.8%	72.0%	69.6%	
minimum AC/MC (%)	66.1%	61.6%	62.4%	

### Wind Generation (MWh)

	Today	This day last week
average	102	378
minimum	7	306
maximum	331	421

### Transmission Must Run (MWh)

	Today	This day last week
average	131	96
minimum	96	91
maximum	161	111

### Dispatch Down Service (MWh)

	Today	This day last week
average	90	69
minimum	45	17
maximum	152	110

### Intertie

	Today	This day last week	30 day rolling average	Year to date
Mid-C On-Peak	\$ 58.93	\$ 64.40	\$ 53.59	\$ 66.89
Mid-C Off-Peak	\$ 52.63	\$ 55.09	\$ 43.61	\$ 51.83
Minn Hub On-Peak	\$ 62.87	\$ 56.22	\$ 44.08	\$ 63.96
Minn Hub Off-Peak	\$ 16.63	\$ 19.95	\$ 16.35	\$ 24.48
Exchange rate (US:CDN)	1.20913	1.25966		

### BC Import % of ATC

	Today	This day last week	30 day rolling average	Year to date
BC Import % of ATC	64.3%	53.3%	52.9%	36.6%
SK Import % of ATC	65.8%	59.4%	57.1%	52.2%
BC Export % of ATC	0.0%	14.0%	10.6%	19.8%
SK Export % of ATC	0.0%	0.0%	2.9%	14.6%

### Summary of Average Pool Price and Gas price

