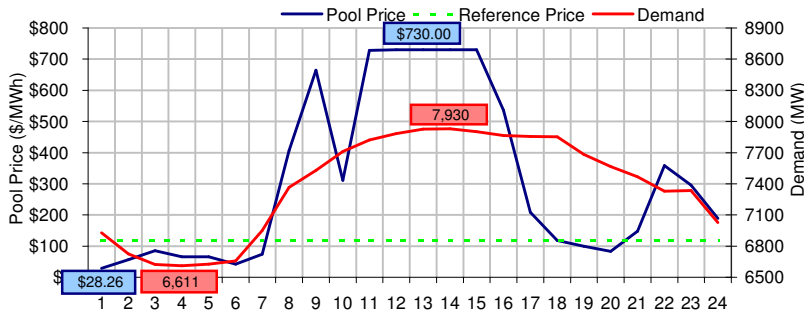
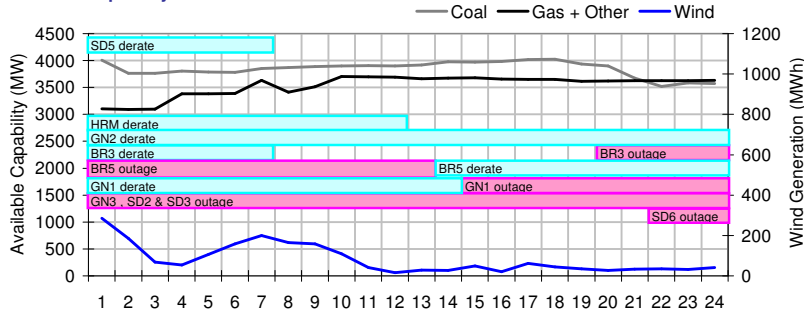


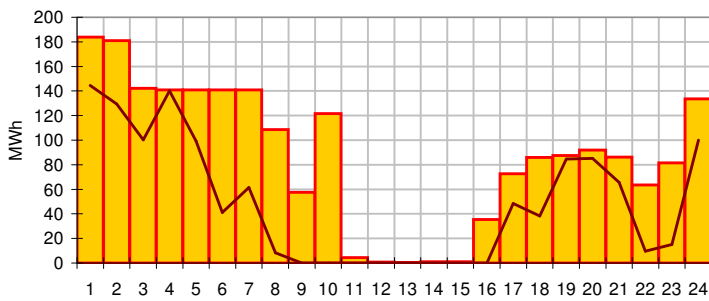
**Pool Price and Demand**



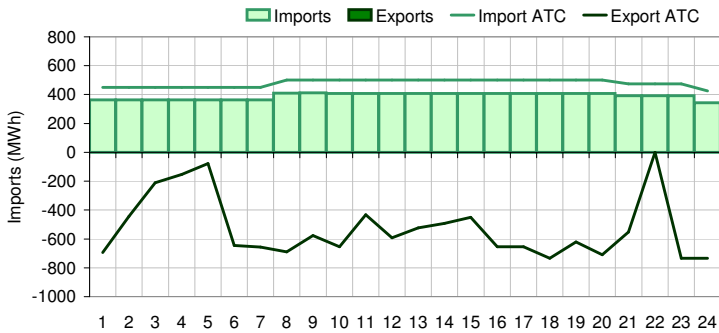
**Available Capacity**



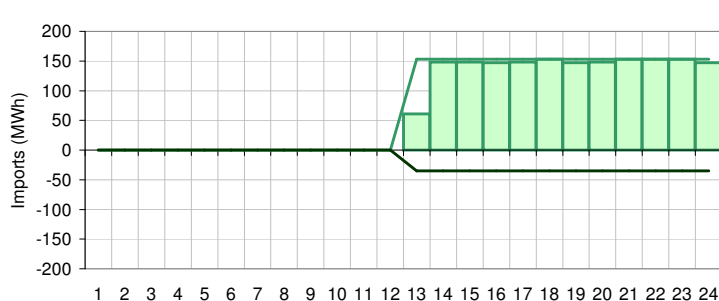
**Dispatched TMR and DDS**



**BC Intertie**



**SK Intertie**



**Pool Price (\$/MWh)**

	Today	This day last week	30 day rolling average	Year to date
average	\$311.95	\$ 54.58	\$100.32	\$ 93.31
on peak	\$429.91	\$ 72.22	\$130.82	\$115.84
off peak	\$ 76.03	\$ 19.31	\$ 51.60	\$ 59.15

**Gas price**

	Today	This day last week	30 day rolling average	Year to date
AECO-C (\$)	\$ 9.39	\$ 9.61	\$ 9.50	\$ 8.22
Heat rate (\$/GJ)	33.23	5.68	10.56	11.36

**Demand (MWh)**

	Today	This day last week	30 day rolling average	Year to date
average	7382	7645	7494	8034
on peak	7689	7968	7857	8346
off peak	6768	6999	6955	7422

**Coal**

	Today	This day last week	30 day rolling average	Year to date
average AC/MC (%)	64.05%	80.65%	79.56%	86.21%
maximum AC/MC (%)	66.99%	80.85%	82.16%	
minimum AC/MC (%)	58.64%	79.63%	76.23%	

**Gas + Other**

	Today	This day last week	30 day rolling average	Year to date
average AC/MC (%)	72.65%	74.33%	73.56%	60.63%
maximum AC/MC (%)	76.16%	78.92%	76.10%	
minimum AC/MC (%)	63.58%	68.76%	68.52%	

**Wind Generation (MWh)**

	Today	This day last week
average	83	283
minimum	16	76
maximum	285	415

**Transmission Must Run (MWh)**

	Today	This day last week
average	88	130
minimum	0	97
maximum	184	172

**Dispatch Down Service (MWh)**

	Today	This day last week
average	49	126
minimum	0	80
maximum	145	170

**Intertie**

	Today	This day last week	30 day rolling average	Year to date
Mid-C On-Peak	\$ 14.20	\$ 37.46	\$ 66.83	\$ 74.65
Mid-C Off-Peak	\$ (1.11)	\$ 5.72	\$ 43.57	\$ 64.46
Minn Hub On-Peak	\$ 61.83	\$ 46.99	\$ 53.18	\$ 67.69
Minn Hub Off-Peak	\$ 14.10	\$ 15.33	\$ 17.93	\$ 33.82
Exchange rate (US:CDN)	0.98921	0.98486		

	Today	This day last week	30 day rolling average	Year to date
BC Import % of ATC	81.57%	83.06%	52.77%	32.14%
SK Import % of ATC	92.92%	14.22%	48.32%	50.92%
BC Export % of ATC	0.00%	0.00%	8.31%	22.38%
SK Export % of ATC	0.00%	0.00%	2.59%	18.34%

**Summary of Average Pool Price and Gas price**

