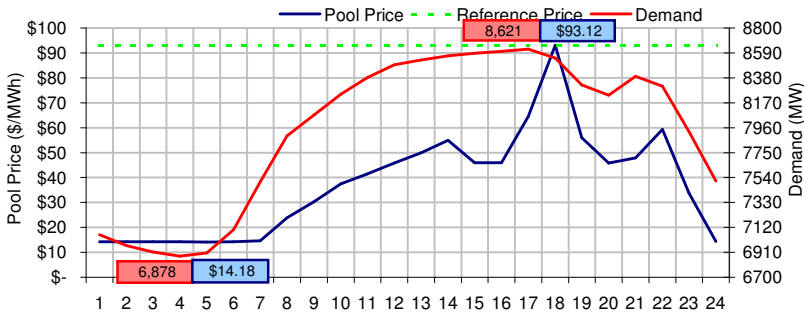
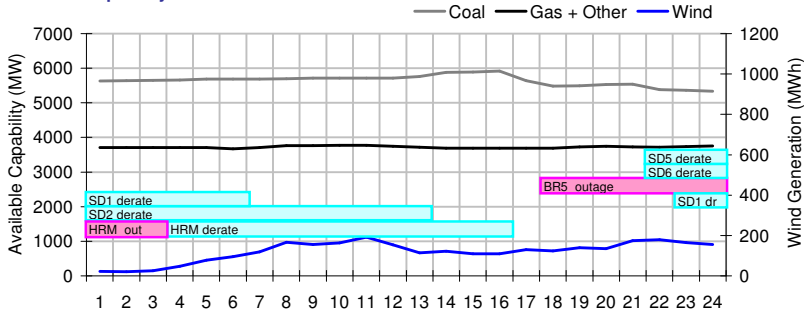


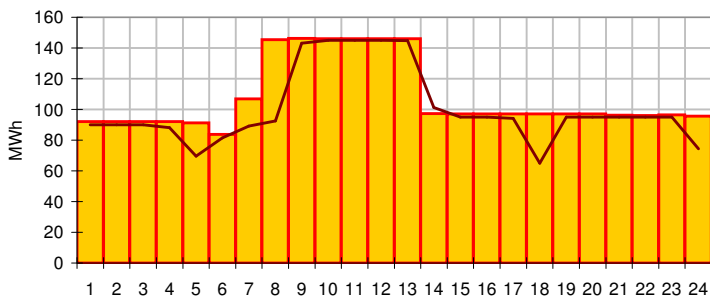
Pool Price and Demand



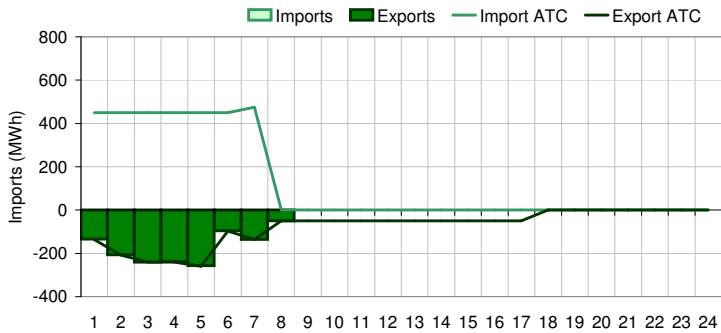
Available Capacity



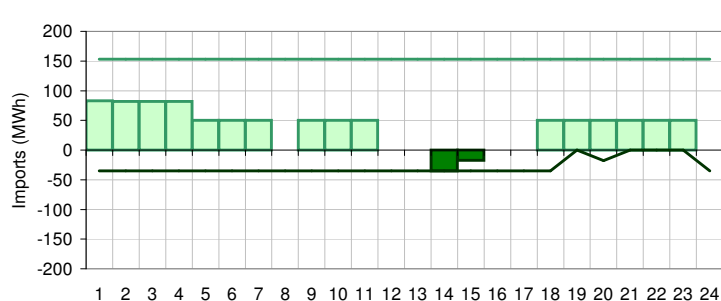
Dispatched TMR and DDS



BC Intertie



SK Intertie



Pool Price (\$/MWh)

	Today	This day last week	30 day rolling average	Year to date
average	\$ 37.12	\$ 52.95	\$ 81.46	\$ 87.06
on peak	\$ 48.52	\$ 61.15	\$ 112.94	\$ 112.54
off peak	\$ 14.32	\$ 36.55	\$ 36.93	\$ 48.53

Gas price

	Today	This day last week	30 day rolling average	Year to date
AECO-C (\$/GJ)	\$ 6.12	\$ 6.97	\$ 6.93	\$ 8.46
Heat rate (GJ/MWh)	6.07	7.59	11.76	10.29

Demand (MWh)

	Today	This day last week	30 day rolling average	Year to date
average	7939	7895	7989	7951
on peak	8357	8232	8391	8328
off peak	7105	7220	7366	7390

Coal

	Today	This day last week	30 day rolling average	Year to date
average AC/MC (%)	93.9%	82.9%	84.9%	84.9%
maximum AC/MC (%)	98.6%	85.2%	87.7%	
minimum AC/MC (%)	88.9%	79.3%	81.5%	

Gas + Other

	Today	This day last week	30 day rolling average	Year to date
average AC/MC (%)	76.5%	78.0%	75.5%	74.2%
maximum AC/MC (%)	77.5%	80.8%	78.0%	
minimum AC/MC (%)	75.4%	73.7%	71.6%	

Wind Generation (MWh)

	Today	This day last week	30 day rolling average	Year to date
average	121	180		
minimum	21	37		
maximum	192	337		

Transmission Must Run (MWh)

	Today	This day last week	30 day rolling average	Year to date
average	108	87		
minimum	84	56		
maximum	146	96		

Dispatch Down Service (MWh)

	Today	This day last week	30 day rolling average	Year to date
average	101	81		
minimum	65	55		
maximum	145	95		

Intertie

	Today	This day last week	30 day rolling average	Year to date
Mid-C On-Peak	\$ 68.15	\$ 72.98	\$ 71.60	\$ 69.51
Mid-C Off-Peak	\$ 51.29	\$ 57.66	\$ 58.72	\$ 53.21
Minn Hub On-Peak	\$ 78.35	\$ 58.37	\$ 64.91	\$ 68.28
Minn Hub Off-Peak	\$ 6.40	\$ 13.86	\$ 15.56	\$ 26.81
Exchange rate (US:CDN)	1.06603	1.04890		

	Today	This day last week	30 day rolling average	Year to date
BC Import % of ATC	0.0%	3.6%	18.6%	36.2%
SK Import % of ATC	25.3%	71.6%	67.4%	55.1%
BC Export % of ATC	0.0%	25.0%	36.2%	21.1%
SK Export % of ATC	7.6%	0.0%	0.0%	13.7%

Summary of Average Pool Price and Gas price

