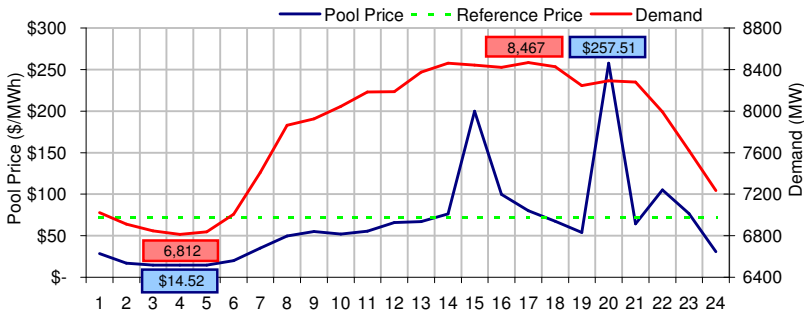
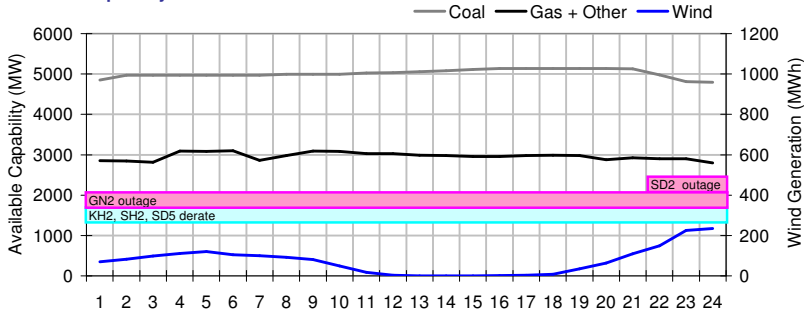


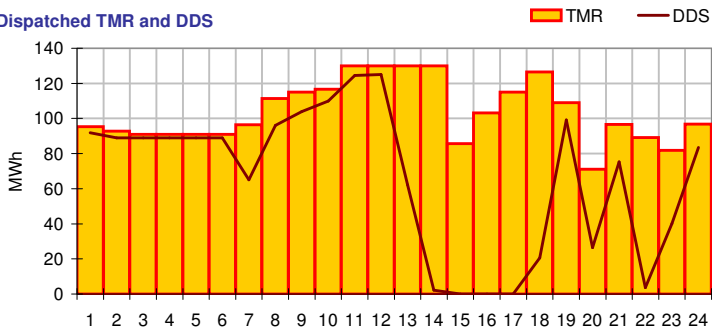
**Pool Price and Demand**



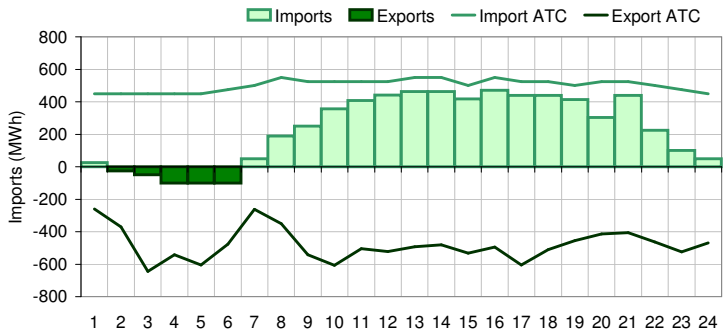
**Available Capacity**



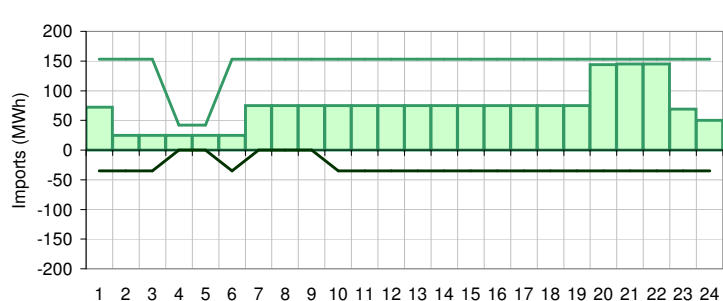
**Dispatched TMR and DDS**



**BC Intertie**



**SK Intertie**



**Pool Price (\$/MWh)**

	Today	This day last week	30 day rolling average	Year to date
average	\$ 66.72	\$ 160.32	\$ 102.65	\$ 88.76
on peak	\$ 89.13	\$ 227.14	\$ 146.18	\$ 116.65
off peak	\$ 21.90	\$ 26.66	\$ 33.18	\$ 46.93

**Gas price**

	Today	This day last week	30 day rolling average	Year to date
AECO-C (\$/GJ)	\$ 6.34	\$ 5.61	\$ 5.86	\$ 8.18
Heat rate (GJ/MWh)	10.52	28.56	17.53	10.86

**Demand (MWh)**

	Today	This day last week	30 day rolling average	Year to date
average	7805	7723	7674	7920
on peak	8202	8076	8047	8314
off peak	7010	7017	7079	7376

**Coal**

	Today	This day last week	30 day rolling average	Year to date
average AC/MC (%)	83.5%	83.0%	85.7%	85.0%
maximum AC/MC (%)	85.5%	87.7%	89.4%	
minimum AC/MC (%)	79.8%	71.4%	80.9%	

**Gas + Other**

	Today	This day last week	30 day rolling average	Year to date
average AC/MC (%)	60.9%	67.9%	67.4%	73.4%
maximum AC/MC (%)	63.7%	70.3%	69.8%	
minimum AC/MC (%)	57.6%	63.0%	63.3%	

**Wind Generation (MWh)**

	Today	This day last week	30 day rolling average	Year to date
average	73	202		
minimum	0	111		
maximum	235	264		

**Transmission Must Run (MWh)**

	Today	This day last week	30 day rolling average	Year to date
average	104	91		
minimum	71	26		
maximum	130	112		

**Dispatch Down Service (MWh)**

	Today	This day last week	30 day rolling average	Year to date
average	66	53		
minimum	0	0		
maximum	125	110		

**Intertie**

	Today	This day last week	30 day rolling average	Year to date
Mid-C On-Peak	\$ 60.88	\$ 64.25	\$ 59.44	\$ 68.37
Mid-C Off-Peak	\$ 48.26	\$ 47.41	\$ 48.66	\$ 52.71
Minn Hub On-Peak	\$ 44.05	\$ 63.69	\$ 48.25	\$ 65.99
Minn Hub Off-Peak	\$ 22.29	\$ 12.47	\$ 12.93	\$ 25.36
Exchange rate (US:CDN)	1.06150	1.03531		

BC Import % of ATC	49.3%	19.1%	23.2%	34.9%
SK Import % of ATC	50.0%	4.8%	21.6%	51.5%
BC Export % of ATC	0.0%	32.2%	19.8%	20.7%
SK Export % of ATC	0.0%	36.0%	33.5%	15.8%

**Summary of Average Pool Price and Gas price**

