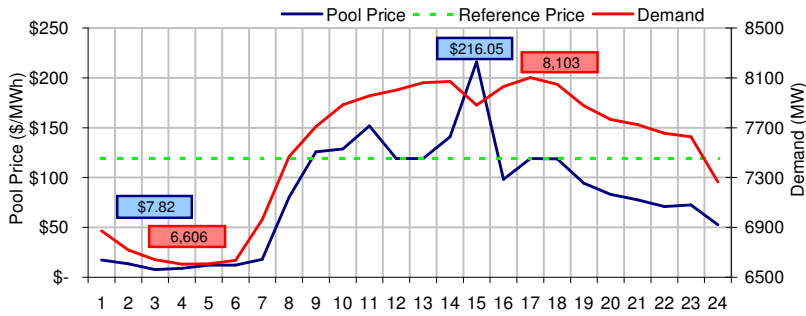
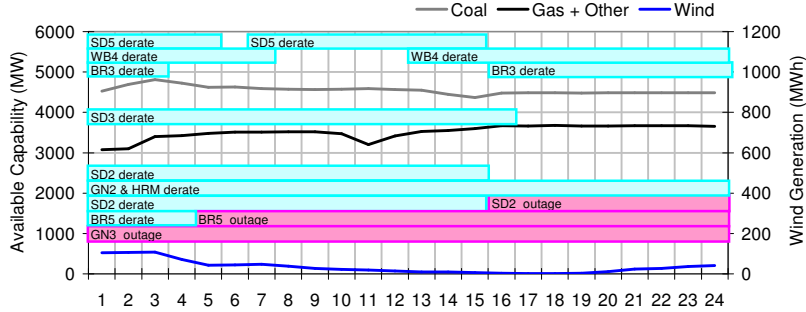


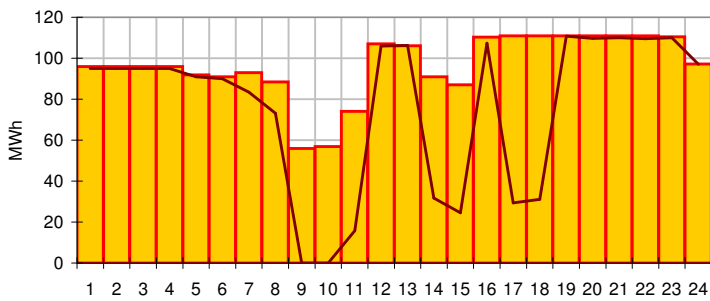
**Pool Price and Demand**



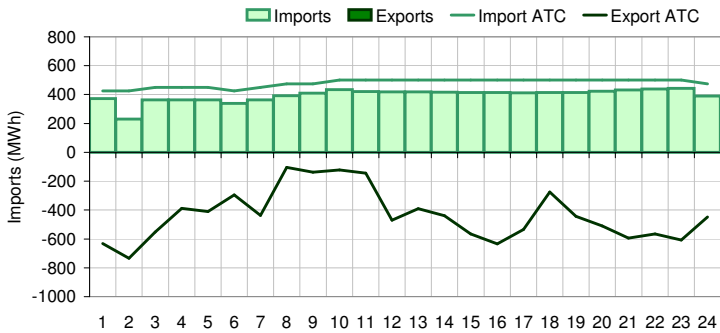
**Available Capacity**



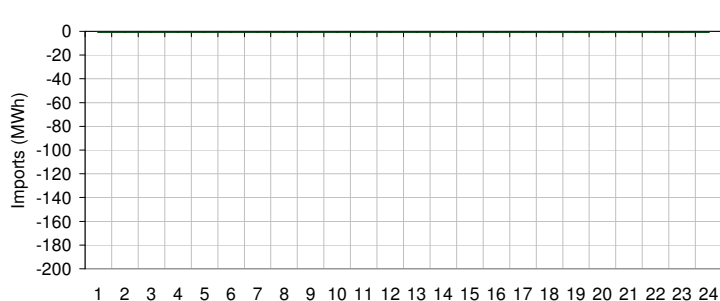
**Dispatched TMR and DDS**



**BC Intertie**



**SK Intertie**



**Pool Price (\$/MWh)**

	Today	This day last week	30 day rolling average	Year to date
average	\$ 81.61	\$ 81.53	\$ 91.69	\$ 91.84
on peak	\$113.50	\$104.33	\$117.83	\$113.28
off peak	\$ 17.83	\$ 35.92	\$ 51.39	\$ 59.29

**Gas price**

	Today	This day last week	30 day rolling average	Year to date
AECO-C (\$)	\$ 9.74	\$ 9.50	\$ 9.50	\$ 8.20
Heat rate (\$/GJ)	8.38	8.58	9.65	11.20

**Demand (MWh)**

	Today	This day last week	30 day rolling average	Year to date
average	7507	7766	7508	8042
on peak	7866	8105	7873	8348
off peak	6789	7087	6968	7425

**Coal**

	Today	This day last week	30 day rolling average	Year to date
average AC/MC (%)	75.76%	79.59%	79.99%	86.44%
maximum AC/MC (%)	80.07%	81.10%	82.66%	
minimum AC/MC (%)	72.66%	76.90%	76.57%	

**Gas + Other**

	Today	This day last week	30 day rolling average	Year to date
average AC/MC (%)	72.21%	69.96%	73.46%	60.64%
maximum AC/MC (%)	75.53%	74.19%	75.98%	
minimum AC/MC (%)	63.16%	64.14%	68.42%	

**Wind Generation (MWh)**

	Today	This day last week
average	34	187
minimum	2	21
maximum	108	395

**Transmission Must Run (MWh)**

	Today	This day last week
average	96	96
minimum	56	77
maximum	111	121

**Dispatch Down Service (MWh)**

	Today	This day last week
average	76	76
minimum	0	0
maximum	111	118

**Intertie**

	Today	This day last week	30 day rolling average	Year to date
Mid-C On-Peak	\$ 22.73	\$ 56.69	\$ 72.42	\$ 75.56
Mid-C Off-Peak	\$ (1.21)	\$ 16.32	\$ 48.83	\$ 65.33
Minn Hub On-Peak	\$ 40.90	\$ 50.07	\$ 55.11	\$ 67.85
Minn Hub Off-Peak	\$ 12.14	\$ 18.34	\$ 18.68	\$ 34.09
Exchange rate (US:CDN)	0.99142	0.99182		

	Today	This day last week	30 day rolling average	Year to date
BC Import % of ATC	82.63%	72.35%	48.89%	31.44%
SK Import % of ATC	0.00%	13.83%	54.96%	50.98%
BC Export % of ATC	0.00%	0.00%	8.73%	22.68%
SK Export % of ATC	0.00%	27.27%	2.59%	18.59%

**Summary of Average Pool Price and Gas price**

