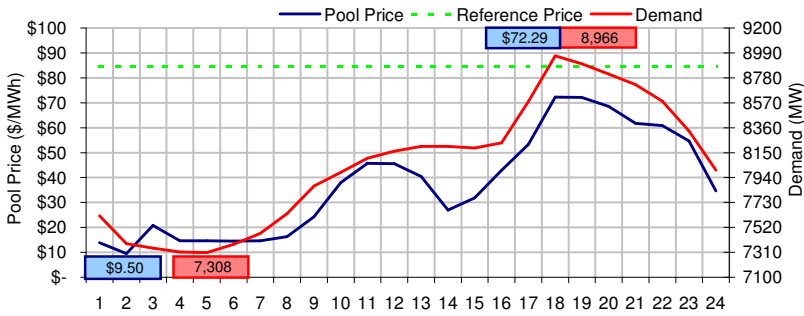
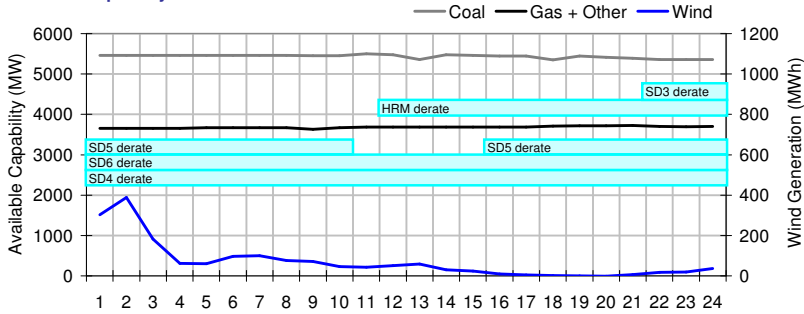


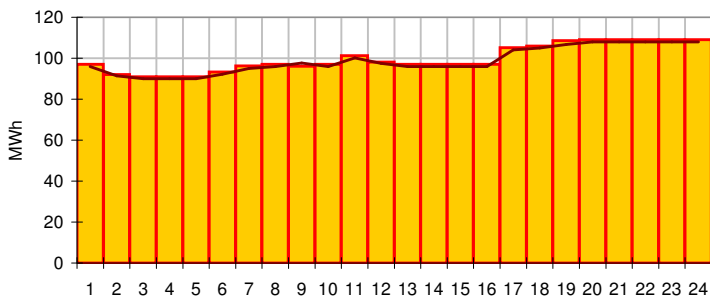
**Pool Price and Demand**



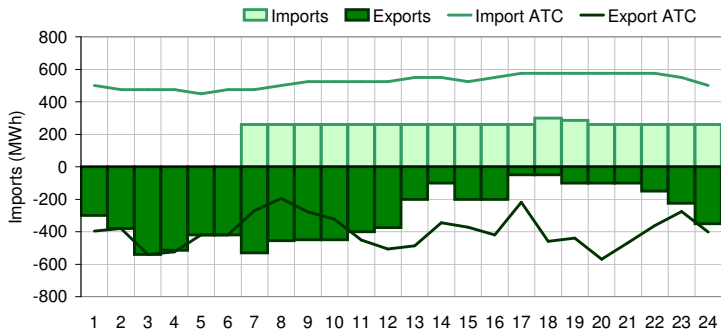
**Available Capacity**



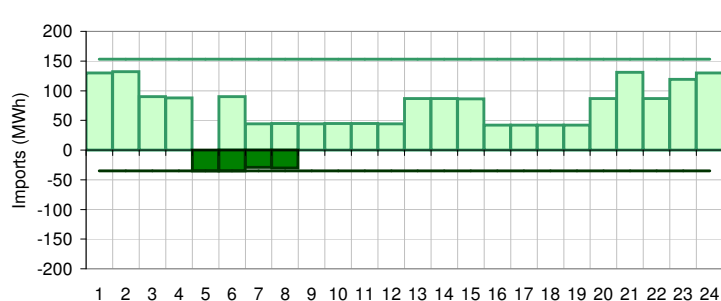
**Dispatched TMR and DDS**



**BC Intertie**



**SK Intertie**



**Pool Price (\$/MWh)**

|          | Today    | This day last week | 30 day rolling average | Year to date |
|----------|----------|--------------------|------------------------|--------------|
| average  | \$ 37.19 | \$ 147.44          | \$ 89.71               | \$ 90.30     |
| on peak  | NA       | NA                 | \$ 102.13              | \$ 117.70    |
| off peak | \$ 37.19 | \$ 147.44          | \$ 57.90               | \$ 48.43     |

**Gas price**

|                    | Today   | This day last week | 30 day rolling average | Year to date |
|--------------------|---------|--------------------|------------------------|--------------|
| AECO-C (\$/GJ)     | \$ 5.53 | \$ 6.68            | \$ 6.29                | \$ 7.74      |
| Heat rate (GJ/MWh) | 6.73    | 22.07              | 14.27                  | 11.67        |

**Demand (MWh)**

|          | Today | This day last week | 30 day rolling average | Year to date |
|----------|-------|--------------------|------------------------|--------------|
| average  | 8054  | 8707               | 8478                   | 7958         |
| on peak  | NA    | NA                 | 8868                   | 8331         |
| off peak | 8054  | 8707               | 7908                   | 7390         |

**Coal**

|                   | Today | This day last week | 30 day rolling average | Year to date |
|-------------------|-------|--------------------|------------------------|--------------|
| average AC/MC (%) | 90.4% | 84.2%              | 86.3%                  | 84.3%        |
| maximum AC/MC (%) | 91.5% | 89.1%              |                        |              |
| minimum AC/MC (%) | 89.0% | 81.7%              |                        |              |

**Gas + Other**

|                   | Today | This day last week | 30 day rolling average | Year to date |
|-------------------|-------|--------------------|------------------------|--------------|
| average AC/MC (%) | 70.7% | 72.9%              | 75.3%                  | 69.4%        |
| maximum AC/MC (%) | 71.4% | 77.3%              |                        |              |
| minimum AC/MC (%) | 69.7% | 69.7%              |                        |              |

**Wind Generation (MWh)**

|         | Today | This day last week |
|---------|-------|--------------------|
| average | 70    | 42                 |
| minimum | 0     | 17                 |
| maximum | 388   | 92                 |

**Transmission Must Run (MWh)**

|         | Today | This day last week |
|---------|-------|--------------------|
| average | 100   | 94                 |
| minimum | 91    | 72                 |
| maximum | 109   | 112                |

**Dispatch Down Service (MWh)**

|         | Today | This day last week |
|---------|-------|--------------------|
| average | 99    | 65                 |
| minimum | 90    | 0                  |
| maximum | 108   | 111                |

**Intertie**

|                        | Today    | This day last week | 30 day rolling average | Year to date |
|------------------------|----------|--------------------|------------------------|--------------|
| Mid-C On-Peak          | \$ 67.18 | \$ 91.70           | \$ 60.76               | \$ 65.02     |
| Mid-C Off-Peak         | \$ 52.53 | \$ 69.28           | \$ 49.13               | \$ 51.03     |
| Minn Hub On-Peak       | \$ 43.41 | \$ 56.25           | \$ 56.98               | \$ 61.97     |
| Minn Hub Off-Peak      | \$ 17.43 | \$ 37.91           | \$ 29.76               | \$ 24.57     |
| Exchange rate (US:CDN) | 1.22287  | 1.21645            |                        |              |

|                    |       |       |       |       |
|--------------------|-------|-------|-------|-------|
| BC Import % of ATC | 37.7% | 57.8% | 53.0% | 38.5% |
| SK Import % of ATC | 48.4% | 73.3% | 38.0% | 51.6% |
| BC Export % of ATC | 0.0%  | 7.9%  | 26.5% | 20.1% |
| SK Export % of ATC | 15.4% | 0.0%  | 20.3% | 14.1% |

**Summary of Average Pool Price and Gas price**

