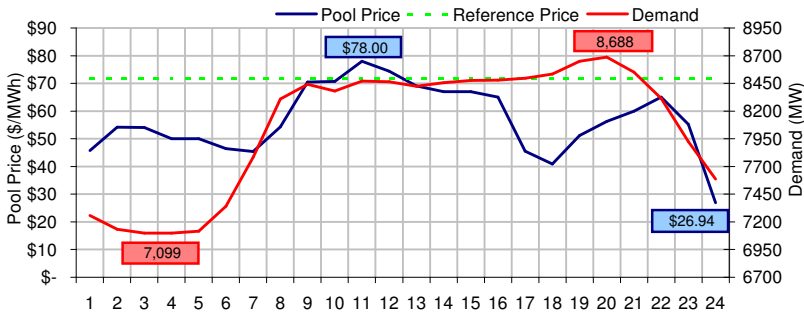
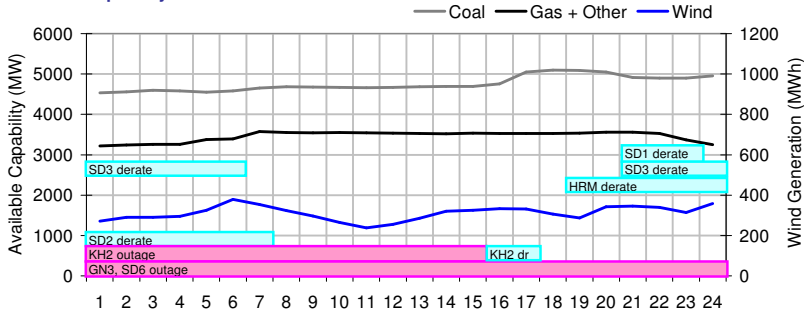


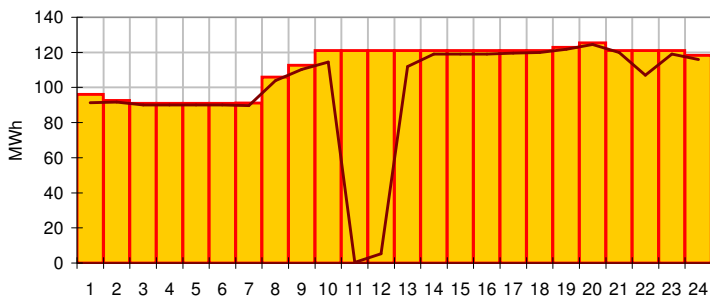
**Pool Price and Demand**



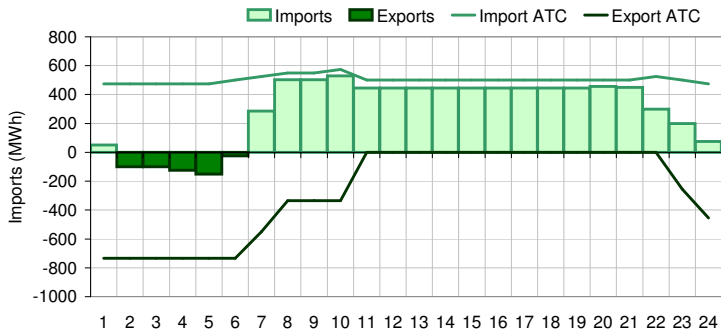
**Available Capability**



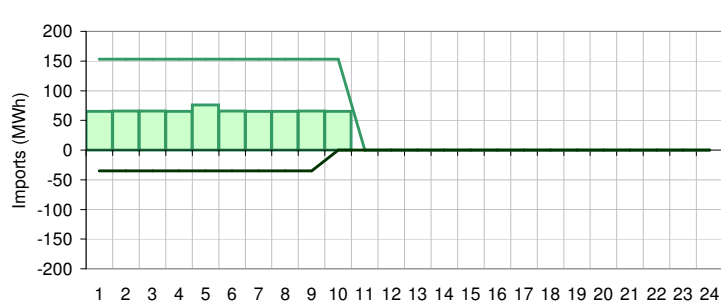
**Dispatched TMR and DDS**



**BC Intertie**



**SK Intertie**



**Pool Price (\$/MWh)**

	Today	This day last week	30 day rolling average	Year to date
average	\$ 56.79	\$ 56.03	\$ 105.47	\$ 89.75
on peak	\$ 61.89	\$ 69.52	\$ 147.86	\$ 118.55
off peak	\$ 46.58	\$ 29.07	\$ 44.37	\$ 47.00

**Gas price**

	Today	This day last week	30 day rolling average	Year to date
AECO-C (\$/GJ)	\$ 6.79	\$ 6.77	\$ 6.27	\$ 8.02
Heat rate (GJ/MWh)	8.37	8.28	16.81	11.18

**Demand (MWh)**

	Today	This day last week	30 day rolling average	Year to date
average	8062	7985	7712	7901
on peak	8442	8361	8075	8304
off peak	7302	7233	7147	7367

**Coal**

	Today	This day last week	30 day rolling average	Year to date
average AC/MC (%)	79.2%	82.8%	80.1%	84.5%
maximum AC/MC (%)	84.8%	85.4%	83.6%	
minimum AC/MC (%)	75.5%	73.4%	75.4%	

**Gas + Other**

	Today	This day last week	30 day rolling average	Year to date
average AC/MC (%)	71.1%	65.4%	66.0%	72.9%
maximum AC/MC (%)	73.5%	67.4%	68.8%	
minimum AC/MC (%)	66.1%	60.1%	62.0%	

**Wind Generation (MWh)**

	Today	This day last week
average	311	239
minimum	238	116
maximum	380	383

**Transmission Must Run (MWh)**

	Today	This day last week
average	112	100
minimum	91	75
maximum	125	111

**Dispatch Down Service (MWh)**

	Today	This day last week
average	99	86
minimum	0	21
maximum	125	111

**Intertie**

	Today	This day last week	30 day rolling average	Year to date
Mid-C On-Peak	\$ 64.00	\$ 65.61	\$ 54.91	\$ 67.15
Mid-C Off-Peak	\$ 58.68	\$ 57.67	\$ 44.47	\$ 51.93
Minn Hub On-Peak	\$ 73.18	\$ 59.76	\$ 43.61	\$ 64.09
Minn Hub Off-Peak	\$ 35.47	\$ 28.44	\$ 15.26	\$ 24.51
Exchange rate (US:CDN)	1.27824	1.18217		

	Today	This day last week	30 day rolling average	Year to date
BC Import % of ATC	61.0%	59.4%	48.8%	36.3%
SK Import % of ATC	43.5%	23.9%	47.4%	51.6%
BC Export % of ATC	0.0%	7.7%	13.7%	19.8%
SK Export % of ATC	0.0%	0.0%	7.0%	14.8%

**Summary of Average Pool Price and Gas price**

