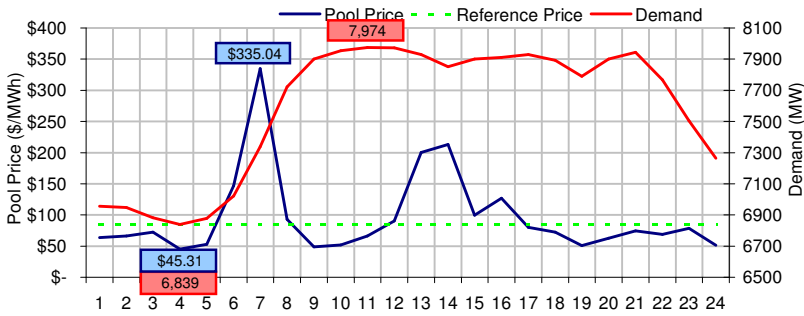
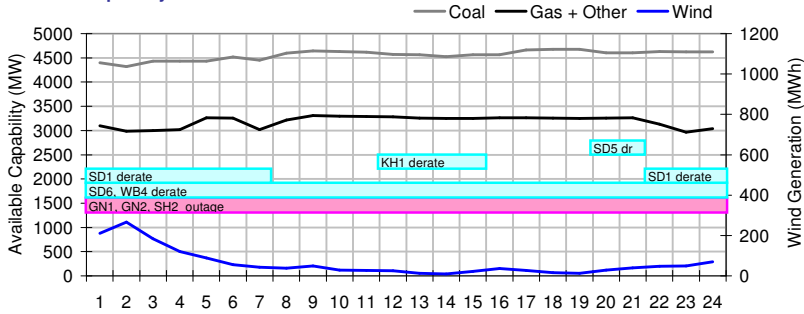


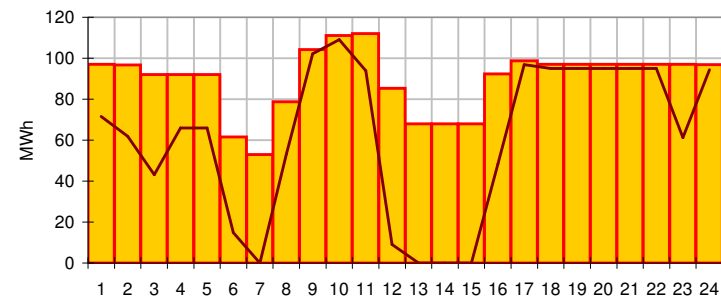
Pool Price and Demand



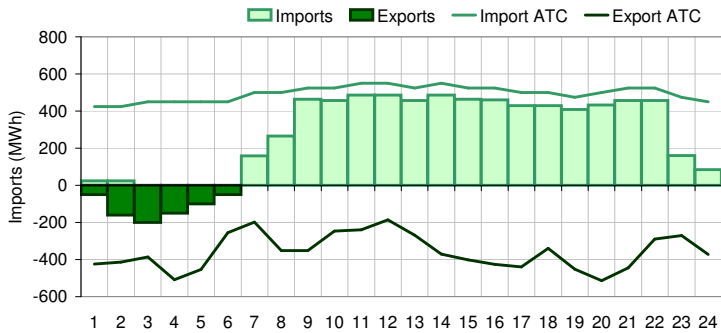
Available Capacity



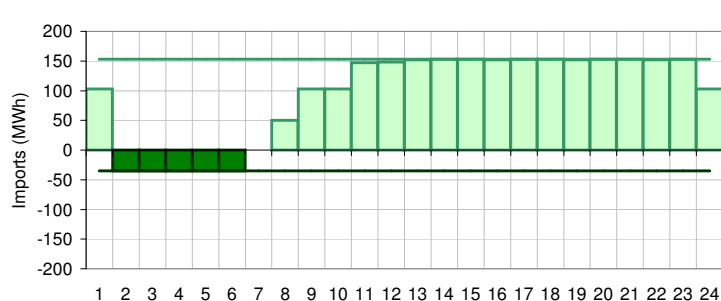
Dispatched TMR and DDS



BC Intertie



SK Intertie



Pool Price (\$/MWh)

	Today	This day last week	30 day rolling average	Year to date
average	\$ 96.33	\$ 44.69	\$ 89.29	\$ 88.17
on peak	\$ 92.38	\$ 45.26	\$ 126.13	\$ 115.26
off peak	\$ 104.22	\$ 43.55	\$ 33.02	\$ 47.30

Gas price

	Today	This day last week	30 day rolling average	Year to date
AECO-C (\$/GJ)	\$ 5.53	\$ 5.69	\$ 5.98	\$ 8.23
Heat rate (GJ/MWh)	17.43	7.86	14.92	10.72

Demand (MWh)

	Today	This day last week	30 day rolling average	Year to date
average	7582	7842	7664	7924
on peak	7865	8211	8046	8316
off peak	7016	7105	7093	7378

Coal

	Today	This day last week	30 day rolling average	Year to date
average AC/MC (%)	75.9%	86.3%	85.6%	85.0%
maximum AC/MC (%)	77.9%	91.5%	89.4%	
minimum AC/MC (%)	71.9%	77.8%	80.9%	

Gas + Other

	Today	This day last week	30 day rolling average	Year to date
average AC/MC (%)	65.5%	65.6%	69.1%	73.6%
maximum AC/MC (%)	68.1%	67.7%	71.5%	
minimum AC/MC (%)	60.9%	61.0%	65.0%	

Wind Generation (MWh)

	Today	This day last week	30 day rolling average	Year to date
average	63	30		
minimum	10	1		
maximum	267	84		

Transmission Must Run (MWh)

	Today	This day last week	30 day rolling average	Year to date
average	90	105		
minimum	53	74		
maximum	112	149		

Dispatch Down Service (MWh)

	Today	This day last week	30 day rolling average	Year to date
average	61	93		
minimum	0	41		
maximum	109	143		

Intertie

	Today	This day last week	30 day rolling average	Year to date
Mid-C On-Peak	\$ 61.32	\$ 60.87	\$ 60.45	\$ 68.56
Mid-C Off-Peak	\$ 48.44	\$ 49.47	\$ 49.00	\$ 52.78
Minn Hub On-Peak	\$ 63.69	\$ 52.30	\$ 50.02	\$ 66.39
Minn Hub Off-Peak	\$ 20.71	\$ 18.12	\$ 11.74	\$ 25.53
Exchange rate (US:CDN)	1.03557	1.06750		

BC Import % of ATC	59.8%	41.4%	16.4%	34.8%
SK Import % of ATC	66.3%	42.6%	28.1%	52.1%
BC Export % of ATC	0.0%	14.1%	17.3%	20.5%
SK Export % of ATC	20.8%	39.1%	28.1%	15.7%

Summary of Average Pool Price and Gas price

