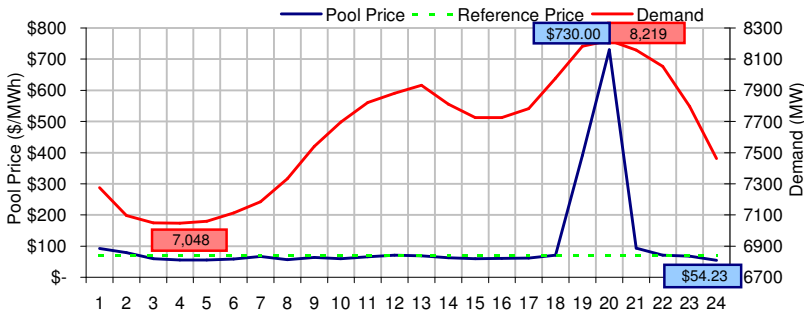
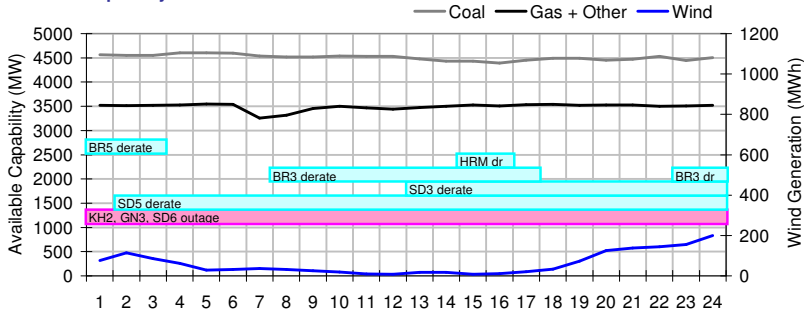


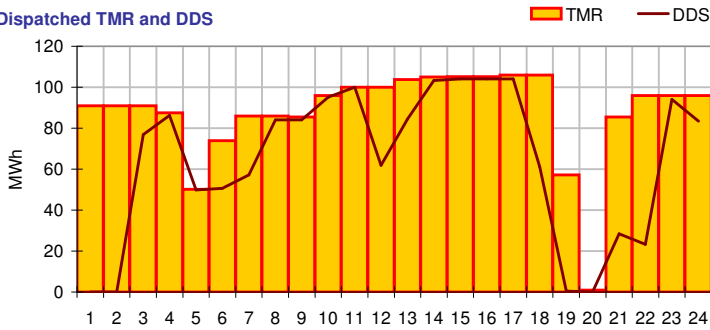
**Pool Price and Demand**



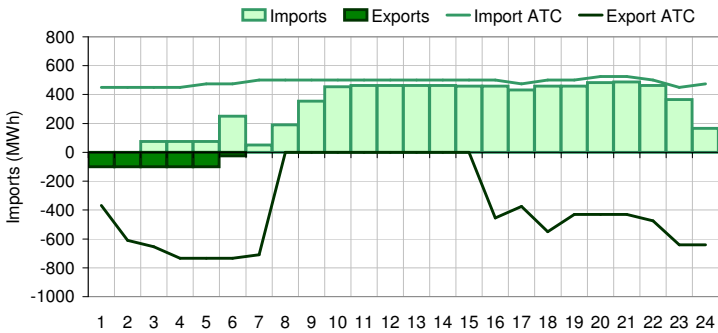
**Available Capacity**



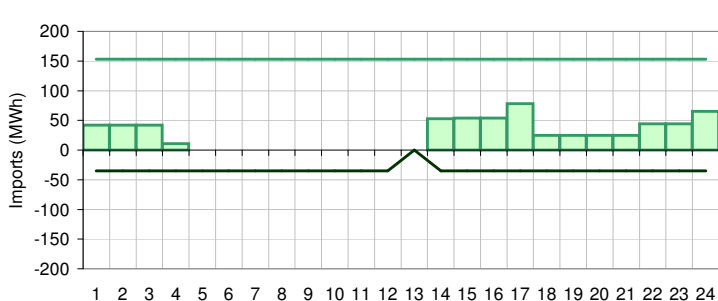
**Dispatched TMR and DDS**



**BC Intertie**



**SK Intertie**



**Pool Price (\$/MWh)**

	Today	This day last week	30 day rolling average	Year to date
average	\$ 107.32	\$ 47.71	\$ 105.04	\$ 89.86
on peak	NA	NA	\$ 149.03	\$ 118.77
off peak	\$ 107.32	\$ 47.71	\$ 46.23	\$ 47.00

**Gas price**

	Today	This day last week	30 day rolling average	Year to date
AECO-C (\$/GJ)	\$ 6.91	\$ 6.08	\$ 6.24	\$ 8.03
Heat rate (GJ/MWh)	15.52	7.84	16.83	11.19

**Demand (MWh)**

	Today	This day last week	30 day rolling average	Year to date
average	7622	7545	7693	7901
on peak	NA	NA	8046	8304
off peak	7622	7545	7139	7367

**Coal**

	Today	This day last week	30 day rolling average	Year to date
average AC/MC (%)	75.1%	81.5%	80.1%	84.5%
maximum AC/MC (%)	76.7%	82.4%	83.6%	
minimum AC/MC (%)	73.1%	79.7%	75.4%	

**Gas + Other**

	Today	This day last week	30 day rolling average	Year to date
average AC/MC (%)	71.8%	61.7%	65.8%	72.9%
maximum AC/MC (%)	72.9%	67.7%	68.7%	
minimum AC/MC (%)	67.0%	59.8%	61.8%	

**Wind Generation (MWh)**

	Today	This day last week	30 day rolling average	Year to date
average	61	36		
minimum	8	0		
maximum	200	164		

**Transmission Must Run (MWh)**

	Today	This day last week	30 day rolling average	Year to date
average	88	92		
minimum	1	84		
maximum	106	96		

**Dispatch Down Service (MWh)**

	Today	This day last week	30 day rolling average	Year to date
average	64	83		
minimum	0	44		
maximum	104	95		

**Intertie**

	Today	This day last week	30 day rolling average	Year to date
Mid-C On-Peak	NA	NA	\$ 55.07	\$ 67.22
Mid-C Off-Peak	\$ 58.69	\$ 57.68	\$ 44.50	\$ 51.95
Minn Hub On-Peak	\$ 44.10	\$ 46.34	\$ 44.51	\$ 64.11
Minn Hub Off-Peak	\$ 21.73	\$ 24.61	\$ 15.36	\$ 24.50
Exchange rate (US:CDN)	1.27830	1.18223		

	Today	This day last week	30 day rolling average	Year to date
BC Import % of ATC	65.0%	56.5%	48.6%	36.2%
SK Import % of ATC	17.1%	35.6%	49.0%	51.6%
BC Export % of ATC	0.0%	1.2%	13.7%	19.8%
SK Export % of ATC	0.0%	0.0%	7.7%	14.8%

**Summary of Average Pool Price and Gas price**

