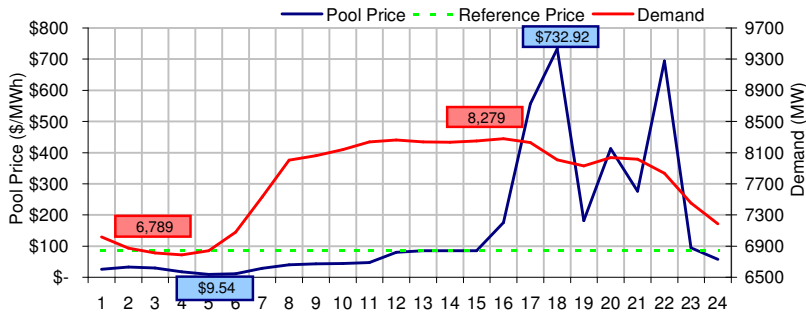
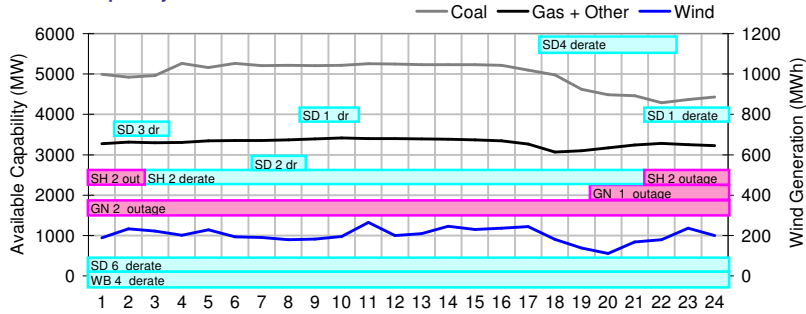


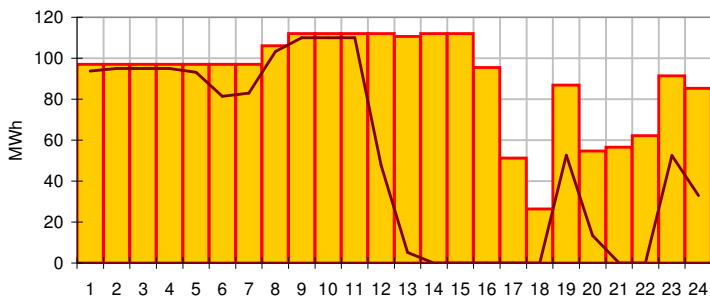
Pool Price and Demand



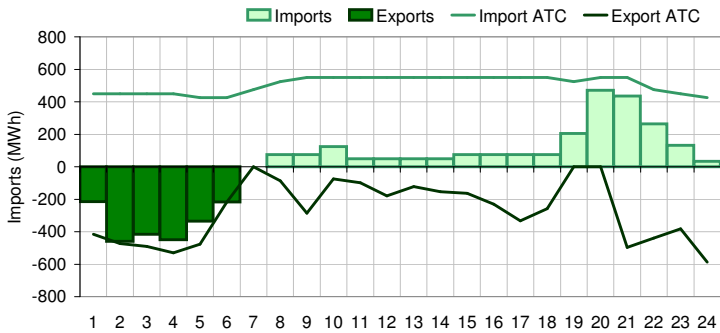
Available Capacity



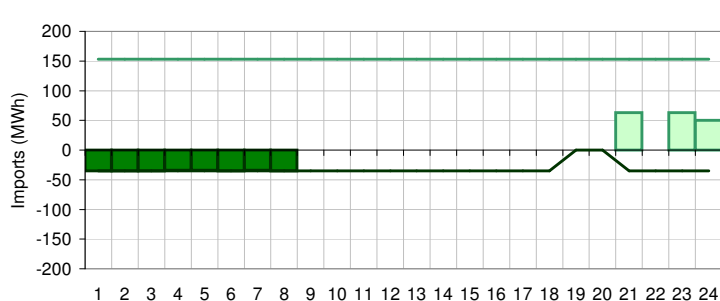
Dispatched TMR and DDS



BC Intertie



SK Intertie



Pool Price (\$/MWh)

	Today	This day last week	30 day rolling average	Year to date
average	\$ 160.32	\$ 240.98	\$ 88.58	\$ 88.14
on peak	\$ 227.14	\$ 350.91	\$ 124.97	\$ 115.36
off peak	\$ 26.66	\$ 21.13	\$ 30.84	\$ 47.09

Gas price

	Today	This day last week	30 day rolling average	Year to date
AECO-C (\$/GJ)	\$ 5.61	\$ 6.14	\$ 6.03	\$ 8.24
Heat rate (GJ/MWh)	28.56	39.24	14.68	10.70

Demand (MWh)

	Today	This day last week	30 day rolling average	Year to date
average	7723	7827	7674	7925
on peak	8076	8208	8059	8317
off peak	7017	7064	7098	7378

Coal

	Today	This day last week	30 day rolling average	Year to date
average AC/MC (%)	83.0%	77.9%	85.6%	85.0%
maximum AC/MC (%)	87.7%	80.9%	89.3%	
minimum AC/MC (%)	71.4%	75.6%	81.2%	

Gas + Other

	Today	This day last week	30 day rolling average	Year to date
average AC/MC (%)	67.9%	65.4%	69.4%	73.7%
maximum AC/MC (%)	70.3%	66.3%	71.9%	
minimum AC/MC (%)	63.0%	63.9%	65.4%	

Wind Generation (MWh)

	Today	This day last week	30 day rolling average	Year to date
average	202	106		
minimum	111	32		
maximum	264	193		

Transmission Must Run (MWh)

	Today	This day last week	30 day rolling average	Year to date
average	91	72		
minimum	26	13		
maximum	112	97		

Dispatch Down Service (MWh)

	Today	This day last week	30 day rolling average	Year to date
average	53	37		
minimum	0	0		
maximum	110	92		

Intertie

	Today	This day last week	30 day rolling average	Year to date
Mid-C On-Peak	\$ 62.67	\$ 57.72	\$ 60.75	\$ 68.60
Mid-C Off-Peak	\$ 46.24	\$ 48.72	\$ 49.32	\$ 52.80
Minn Hub On-Peak	\$ 62.12	\$ 59.79	\$ 49.84	\$ 66.41
Minn Hub Off-Peak	\$ 12.16	\$ 15.79	\$ 11.78	\$ 25.55
Exchange rate (US:CDN)	1.03531	1.06955		

	Today	This day last week	30 day rolling average	Year to date
BC Import % of ATC	19.1%	61.5%	15.9%	34.7%
SK Import % of ATC	4.8%	0.0%	30.3%	52.0%
BC Export % of ATC	0.0%	2.6%	17.1%	20.6%
SK Export % of ATC	36.0%	50.0%	26.9%	15.7%

Summary of Average Pool Price and Gas price

