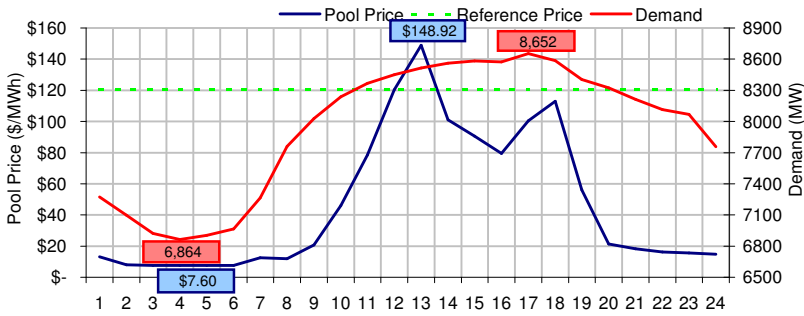
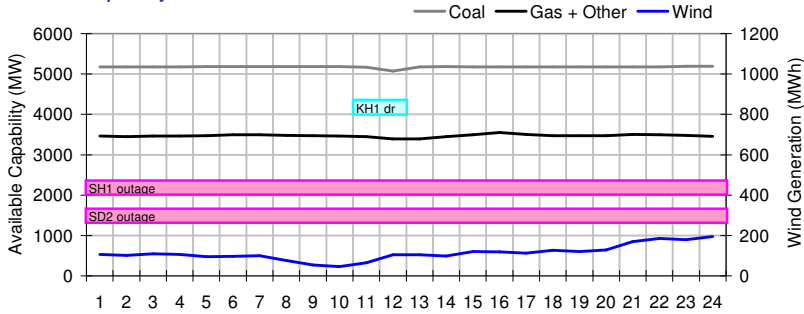


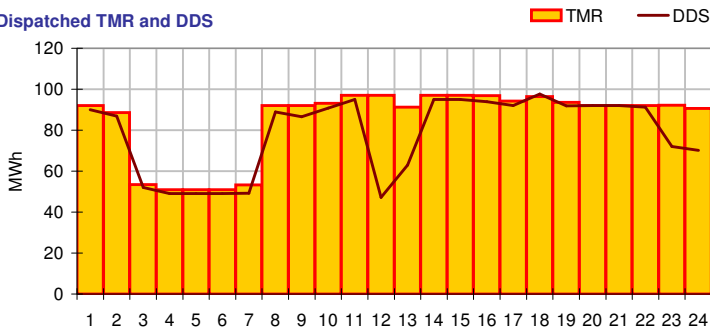
Pool Price and Demand



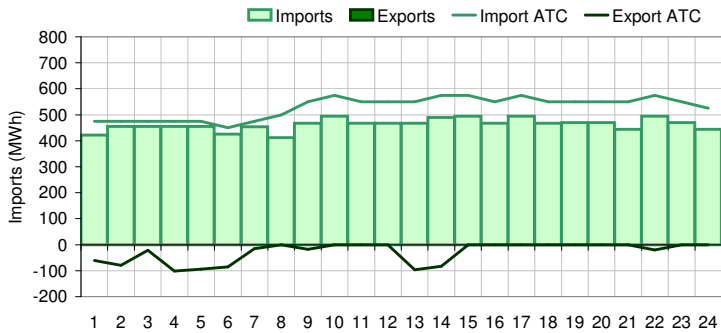
Available Capacity



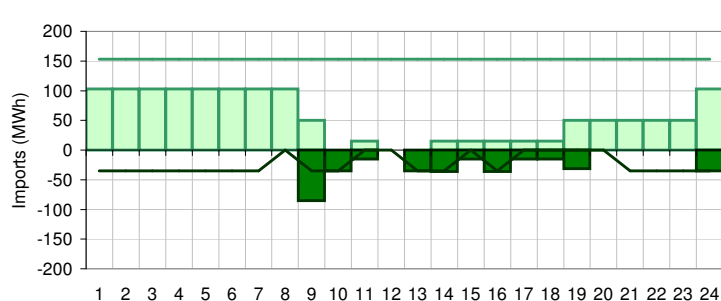
Dispatched TMR and DDS



BC Intertie



SK Intertie



Pool Price (\$/MWh)

	Today	This day last week	30 day rolling average	Year to date
average	\$ 46.57	\$ 57.84	\$ 90.72	\$ 91.41
on peak	\$ 64.93	\$ 79.05	\$ 140.96	\$ 117.04
off peak	\$ 9.86	\$ 15.43	\$ 22.30	\$ 53.33

Gas price

	Today	This day last week	30 day rolling average	Year to date
AECO-C (\$/GJ)	\$ 10.89	\$ 11.03	\$ 10.38	\$ 8.55
Heat rate (GJ/MWh)	4.28	5.24	8.74	10.69

Demand (MWh)

	Today	This day last week	30 day rolling average	Year to date
average	7937	7668	7514	7959
on peak	8340	8029	7907	8326
off peak	7131	6945	6914	7399

Coal

	Today	This day last week	30 day rolling average	Year to date
average AC/MC (%)	86.2%	75.7%	76.4%	84.9%
maximum AC/MC (%)	86.5%	80.1%	79.7%	
minimum AC/MC (%)	84.4%	73.5%	72.8%	

Gas + Other

	Today	This day last week	30 day rolling average	Year to date
average AC/MC (%)	71.4%	68.1%	69.5%	59.9%
maximum AC/MC (%)	72.9%	71.1%	71.8%	
minimum AC/MC (%)	69.7%	60.1%	65.9%	

Wind Generation (MWh)

	Today	This day last week	30 day rolling average	Year to date
average	113	130		
minimum	45	5		
maximum	195	309		

Transmission Must Run (MWh)

	Today	This day last week	30 day rolling average	Year to date
average	85	115		
minimum	51	104		
maximum	97	120		

Dispatch Down Service (MWh)

	Today	This day last week	30 day rolling average	Year to date
average	78	85		
minimum	47	10		
maximum	98	114		

Intertie

	Today	This day last week	30 day rolling average	Year to date
Mid-C On-Peak	\$ 40.62	\$ 67.47	\$ 30.43	\$ 68.58
Mid-C Off-Peak	\$ 0.52	\$ 4.02	\$ 0.79	\$ 55.11
Minn Hub On-Peak	\$ 94.70	\$ 38.82	\$ 54.85	\$ 66.08
Minn Hub Off-Peak	\$ 13.20	\$ 3.81	\$ 13.63	\$ 30.82
Exchange rate (US:CDN)	1.01550	1.02146		

	Today	This day last week	30 day rolling average	Year to date
BC Import % of ATC	87.4%	56.7%	75.2%	38.3%
SK Import % of ATC	35.9%	76.3%	48.2%	51.3%
BC Export % of ATC	0.0%	0.0%	0.0%	19.1%
SK Export % of ATC	63.0%	0.0%	7.3%	17.2%

Summary of Average Pool Price and Gas price

