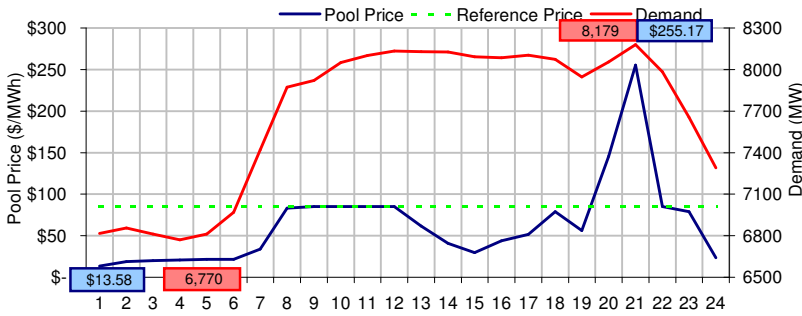
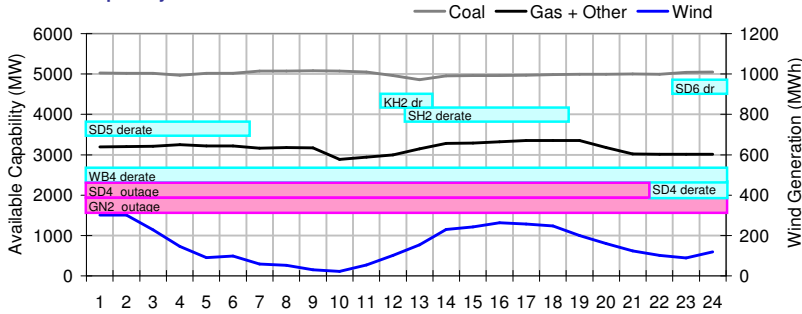


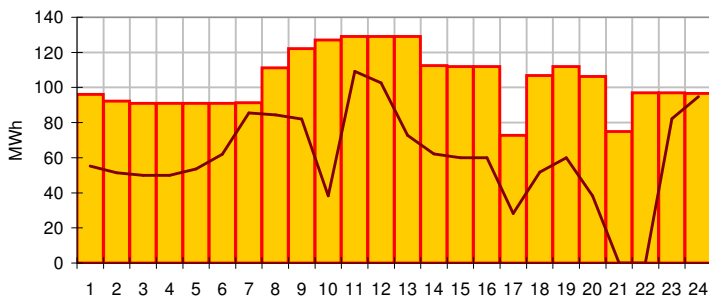
### Pool Price and Demand



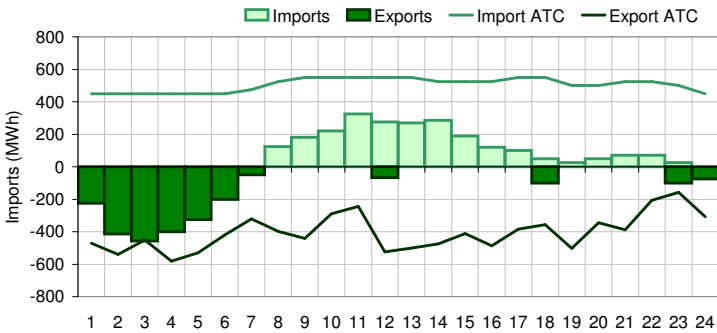
### Available Capacity



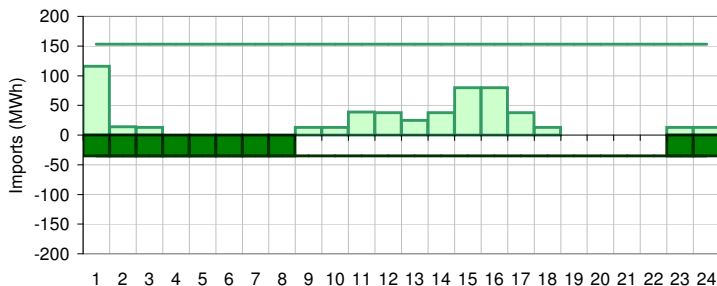
### Dispatched TMR and DDS



### BC Intertie



### SK Intertie



### Pool Price (\$/MWh)

	Today	This day last week	30 day rolling average	Year to date
average	\$ 63.53	\$ 392.25	\$ 85.65	\$ 88.05
on peak	\$ 84.41	\$ 548.12	\$ 121.72	\$ 115.17
off peak	\$ 21.77	\$ 80.51	\$ 32.69	\$ 47.27

### Gas price

	Today	This day last week	30 day rolling average	Year to date
AECO-C (\$/GJ)	\$ 5.86	\$ 5.76	\$ 6.10	\$ 8.26
Heat rate (GJ/MWh)	10.84	68.15	14.05	10.67

### Demand (MWh)

	Today	This day last week	30 day rolling average	Year to date
average	7677	7783	7693	7926
on peak	8032	8136	8085	8318
off peak	6968	7078	7110	7379

### Coal

	Today	This day last week	30 day rolling average	Year to date
average AC/MC (%)	83.3%	78.5%	85.3%	85.0%
maximum AC/MC (%)	84.5%	82.5%	89.1%	
minimum AC/MC (%)	80.9%	75.2%	80.8%	

### Gas + Other

	Today	This day last week	30 day rolling average	Year to date
average AC/MC (%)	65.1%	65.1%	69.8%	73.7%
maximum AC/MC (%)	69.0%	67.7%	72.4%	
minimum AC/MC (%)	59.3%	61.1%	65.6%	

### Wind Generation (MWh)

	Today	This day last week	30 day rolling average	Year to date
average	153	75		
minimum	22	3		
maximum	301	219		

### Transmission Must Run (MWh)

	Today	This day last week	30 day rolling average	Year to date
average	104	65		
minimum	73	0		
maximum	129	98		

### Dispatch Down Service (MWh)

	Today	This day last week	30 day rolling average	Year to date
average	60	45		
minimum	0	0		
maximum	109	92		

### Intertie

	Today	This day last week	30 day rolling average	Year to date
Mid-C On-Peak	\$ 59.94	\$ 63.92	\$ 61.33	\$ 68.68
Mid-C Off-Peak	\$ 46.22	\$ 50.18	\$ 50.24	\$ 52.87
Minn Hub On-Peak	\$ 60.05	\$ 42.82	\$ 49.98	\$ 66.46
Minn Hub Off-Peak	\$ 17.76	\$ 9.66	\$ 11.31	\$ 25.62
Exchange rate (US:CDN)	1.04443	1.06569		

BC Import % of ATC	19.7%	65.2%	15.8%	34.9%
SK Import % of ATC	14.9%	0.0%	33.2%	52.4%
BC Export % of ATC	0.0%	3.1%	16.8%	20.5%
SK Export % of ATC	41.7%	17.3%	23.7%	15.4%

### Summary of Average Pool Price and Gas price

