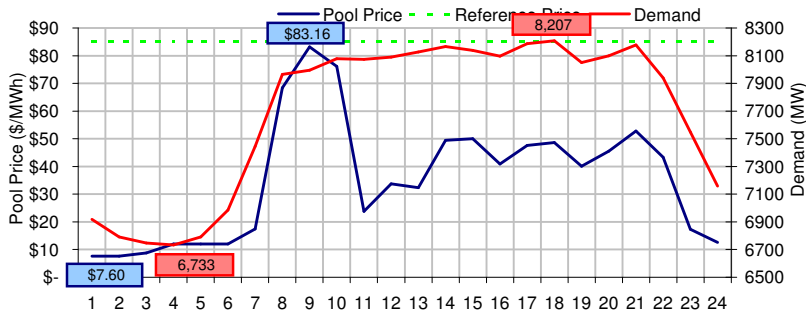
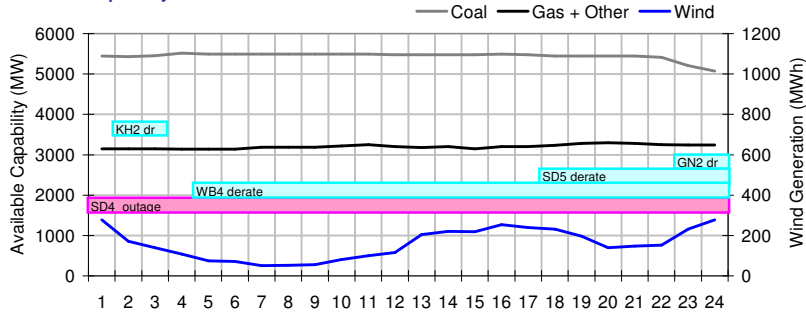


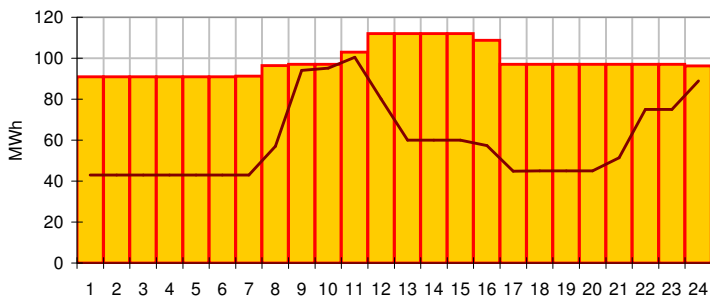
**Pool Price and Demand**



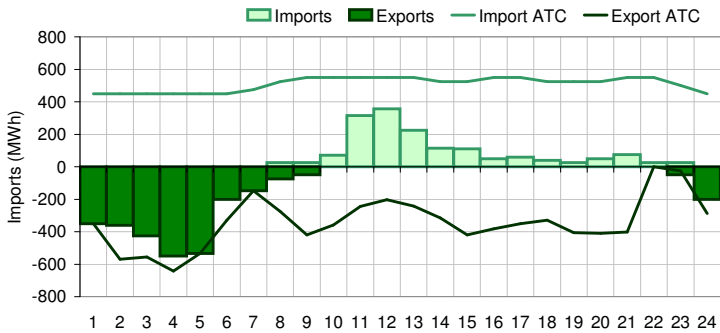
**Available Capacity**



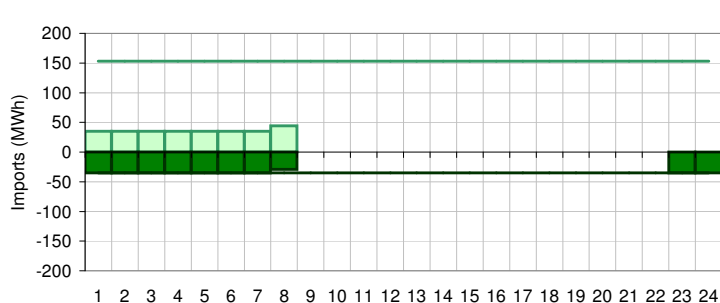
**Dispatched TMR and DDS**



**BC Intertie**



**SK Intertie**



**Pool Price (\$/MWh)**

	Today	This day last week	30 day rolling average	Year to date
average	\$ 35.14	\$ 213.32	\$ 85.57	\$ 88.15
on peak	\$ 47.08	\$ 307.82	\$ 121.98	\$ 115.30
off peak	\$ 11.25	\$ 24.33	\$ 33.74	\$ 47.36

**Gas price**

	Today	This day last week	30 day rolling average	Year to date
AECO-C (\$/GJ)	\$ 5.60	\$ 5.74	\$ 6.11	\$ 8.26
Heat rate (GJ/MWh)	6.28	37.14	14.00	10.67

**Demand (MWh)**

	Today	This day last week	30 day rolling average	Year to date
average	7688	7638	7691	7927
on peak	8059	8045	8087	8319
off peak	6946	6825	7132	7380

**Coal**

	Today	This day last week	30 day rolling average	Year to date
average AC/MC (%)	90.7%	75.7%	84.8%	85.0%
maximum AC/MC (%)	91.9%	79.7%	88.6%	
minimum AC/MC (%)	84.5%	70.8%	80.3%	

**Gas + Other**

	Today	This day last week	30 day rolling average	Year to date
average AC/MC (%)	65.8%	65.3%	70.1%	73.8%
maximum AC/MC (%)	67.9%	68.6%	72.7%	
minimum AC/MC (%)	64.5%	62.0%	65.8%	

**Wind Generation (MWh)**

	Today	This day last week
average	159	199
minimum	51	86
maximum	278	255

**Transmission Must Run (MWh)**

	Today	This day last week
average	98	72
minimum	91	0
maximum	112	97

**Dispatch Down Service (MWh)**

	Today	This day last week
average	60	49
minimum	43	0
maximum	100	92

**Intertie**

	Today	This day last week	30 day rolling average	Year to date
Mid-C On-Peak	\$ 59.18	\$ 63.93	\$ 61.56	\$ 68.73
Mid-C Off-Peak	\$ 54.20	\$ 58.07	\$ 50.21	\$ 52.90
Minn Hub On-Peak	\$ 53.12	\$ 49.71	\$ 50.26	\$ 66.49
Minn Hub Off-Peak	\$ 14.13	\$ 10.99	\$ 11.28	\$ 25.65
Exchange rate (US:CDN)	1.04662	1.06065		

	Today	This day last week	30 day rolling average	Year to date
BC Import % of ATC	13.0%	59.8%	16.2%	34.9%
SK Import % of ATC	7.9%	86.0%	35.1%	52.5%
BC Export % of ATC	0.0%	1.1%	16.2%	20.4%
SK Export % of ATC	41.0%	0.0%	22.3%	15.3%

**Summary of Average Pool Price and Gas price**

