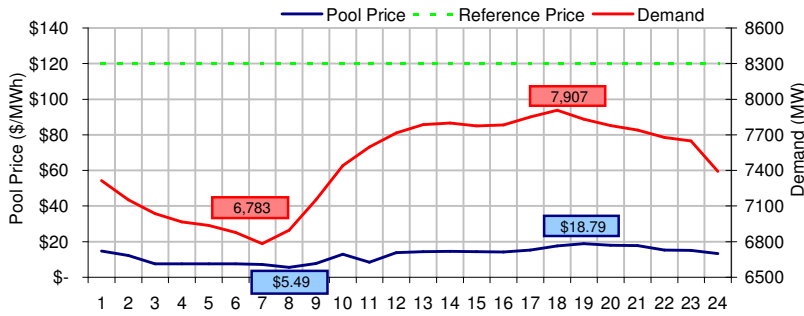
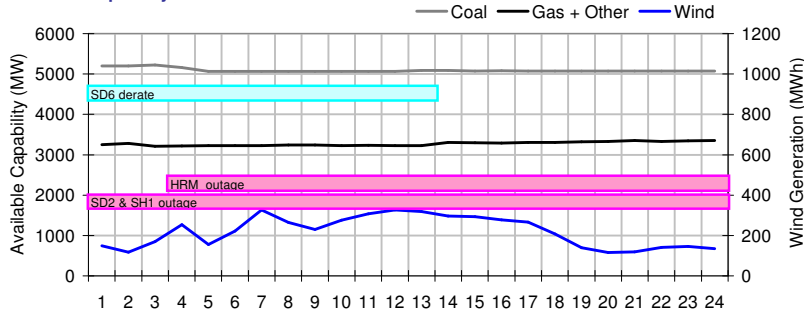


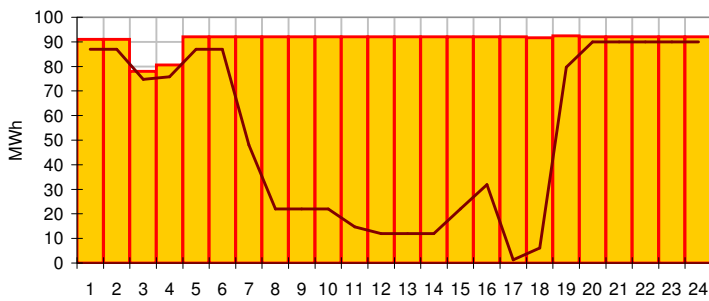
Pool Price and Demand



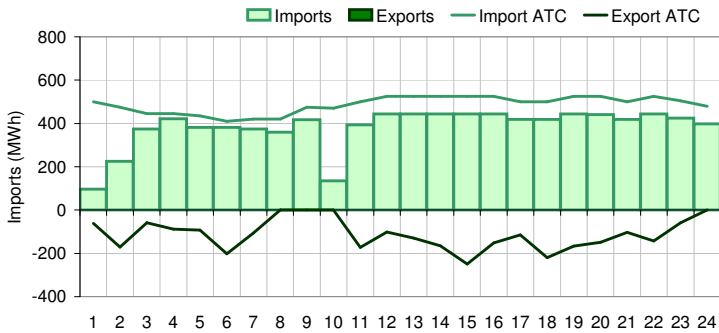
Available Capacity



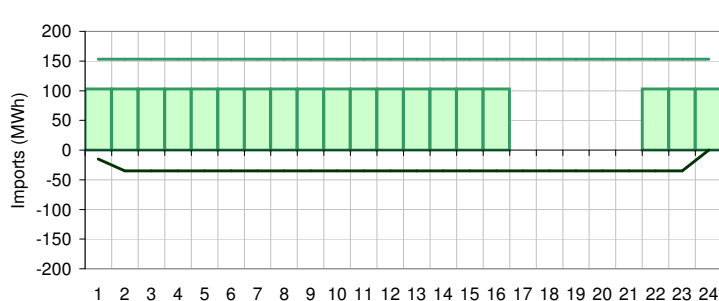
Dispatched TMR and DDS



BC Intertie



SK Intertie



Pool Price (\$/MWh)

	Today	This day last week	30 day rolling average	Year to date
average	\$ 12.56	\$ 28.99	\$ 96.59	\$ 92.32
on peak	NA	NA	\$ 146.94	\$ 118.34
off peak	\$ 12.56	\$ 28.99	\$ 25.08	\$ 54.09

Gas price

	Today	This day last week	30 day rolling average	Year to date
AECO-C (\$/GJ)	\$ 10.92	\$ 10.45	\$ 10.25	\$ 8.51
Heat rate (GJ/MWh)	1.15	2.77	9.43	10.85

Demand (MWh)

	Today	This day last week	30 day rolling average	Year to date
average	7452	7154	7452	7959
on peak	NA	NA	7836	8326
off peak	7452	7154	6899	7400

Coal

	Today	This day last week	30 day rolling average	Year to date
average AC/MC (%)	84.79%	80.09%	75.60%	84.93%
maximum AC/MC (%)	86.93%	82.62%	79.16%	
minimum AC/MC (%)	84.28%	75.41%	71.69%	

Gas + Other

	Today	This day last week	30 day rolling average	Year to date
average AC/MC (%)	67.31%	70.32%	69.97%	59.95%
maximum AC/MC (%)	69.00%	70.75%	72.33%	
minimum AC/MC (%)	66.06%	69.55%	66.14%	

Wind Generation (MWh)

	Today	This day last week	30 day rolling average	Year to date
average	219	10		
minimum	116	1		
maximum	326	45		

Transmission Must Run (MWh)

	Today	This day last week	30 day rolling average	Year to date
average	91	91		
minimum	78	91		
maximum	92	91		

Dispatch Down Service (MWh)

	Today	This day last week	30 day rolling average	Year to date
average	52	87		
minimum	1	77		
maximum	90	96		

Intertie

	Today	This day last week	30 day rolling average	Year to date
Mid-C On-Peak	NA	NA	\$ 28.74	\$ 68.91
Mid-C Off-Peak	\$ 1.48	\$ 5.05	\$ 1.27	\$ 56.05
Minn Hub On-Peak	\$ 51.87	\$ 21.87	\$ 52.54	\$ 65.90
Minn Hub Off-Peak	\$ 9.15	\$ 6.61	\$ 14.01	\$ 31.16
Exchange rate (US:CDN)	1.01707	1.03007		

BC Import % of ATC

	Today	This day last week	30 day rolling average	Year to date
BC Import % of ATC	78.70%	65.17%	74.56%	37.52%
SK Import % of ATC	53.30%	35.12%	47.14%	51.52%
BC Export % of ATC	0.00%	0.00%	0.00%	19.42%
SK Export % of ATC	0.00%	59.52%	6.86%	16.95%

Summary of Average Pool Price and Gas price

