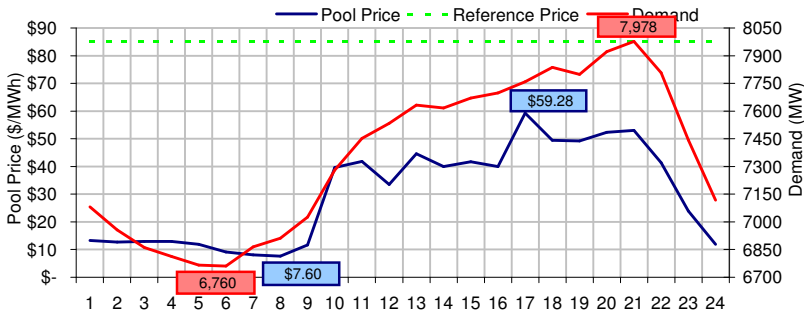
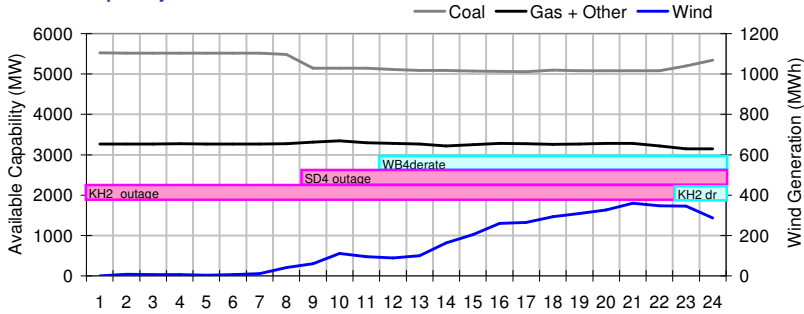


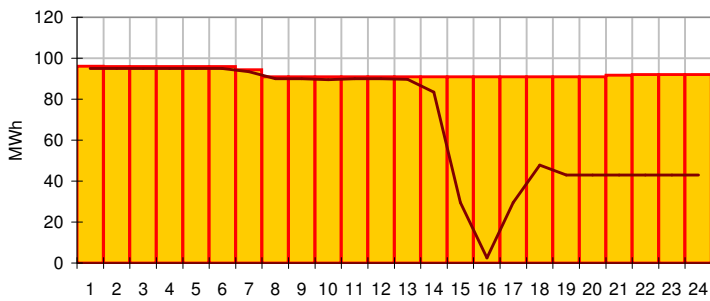
**Pool Price and Demand**



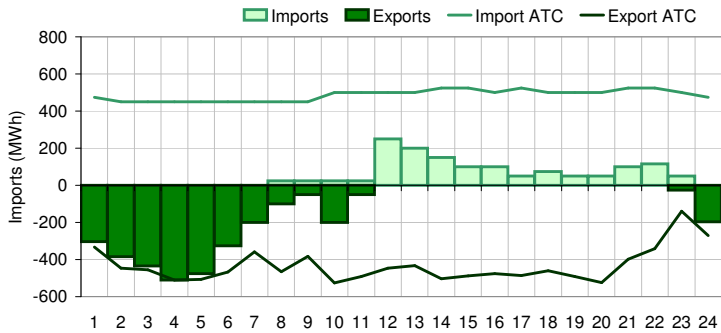
**Available Capacity**



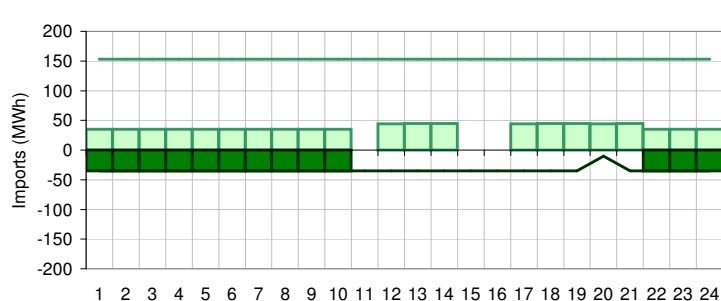
**Dispatched TMR and DDS**



**BC Intertie**



**SK Intertie**



**Pool Price (\$/MWh)**

	Today	This day last week	30 day rolling average	Year to date
average	\$ 30.09	\$ 122.25	\$ 87.03	\$ 88.35
on peak	NA	NA	\$ 123.04	\$ 115.60
off peak	\$ 30.09	\$ 122.25	\$ 34.30	\$ 47.50

**Gas price**

	Today	This day last week	30 day rolling average	Year to date
AECO-C (\$/GJ)	\$ 5.59	\$ 5.84	\$ 6.14	\$ 8.27
Heat rate (GJ/MWh)	5.38	20.93	14.18	10.68

**Demand (MWh)**

	Today	This day last week	30 day rolling average	Year to date
average	7358	7174	7688	7928
on peak	NA	NA	8078	8319
off peak	7358	7174	7138	7381

**Coal**

	Today	This day last week	30 day rolling average	Year to date
average AC/MC (%)	87.4%	70.7%	84.7%	85.0%
maximum AC/MC (%)	92.0%	74.2%	88.5%	
minimum AC/MC (%)	84.2%	67.0%	80.1%	

**Gas + Other**

	Today	This day last week	30 day rolling average	Year to date
average AC/MC (%)	67.1%	68.3%	70.4%	73.8%
maximum AC/MC (%)	68.8%	70.3%	72.9%	
minimum AC/MC (%)	64.7%	64.2%	66.1%	

**Wind Generation (MWh)**

	Today	This day last week	30 day rolling average	Year to date
average	154	105		
minimum	0	5		
maximum	360	213		

**Transmission Must Run (MWh)**

	Today	This day last week	30 day rolling average	Year to date
average	93	71		
minimum	91	35		
maximum	96	92		

**Dispatch Down Service (MWh)**

	Today	This day last week	30 day rolling average	Year to date
average	69	47		
minimum	2	0		
maximum	95	88		

**Intertie**

	Today	This day last week	30 day rolling average	Year to date
Mid-C On-Peak	NA	NA	\$ 61.58	\$ 68.79
Mid-C Off-Peak	\$ 54.21	\$ 58.07	\$ 50.18	\$ 52.91
Minn Hub On-Peak	\$ 43.70	\$ 37.16	\$ 51.40	\$ 66.55
Minn Hub Off-Peak	\$ 13.08	\$ 10.20	\$ 11.65	\$ 25.70
Exchange rate (US:CDN)	1.04666	1.06066		

	Today	This day last week	30 day rolling average	Year to date
BC Import % of ATC	11.9%	40.0%	16.2%	35.0%
SK Import % of ATC	22.1%	62.7%	35.8%	52.7%
BC Export % of ATC	0.0%	1.8%	16.3%	20.4%
SK Export % of ATC	55.8%	35.7%	20.4%	15.2%

**Summary of Average Pool Price and Gas price**

