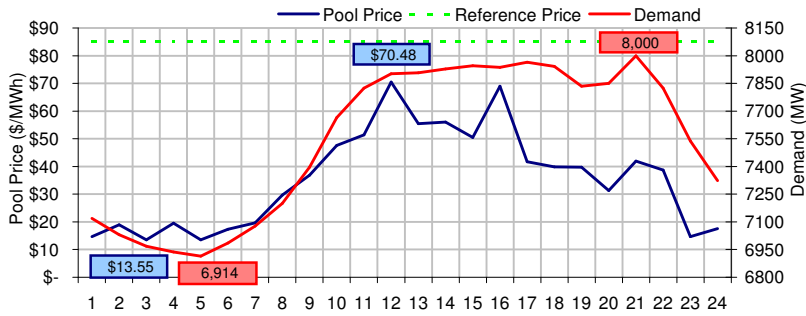
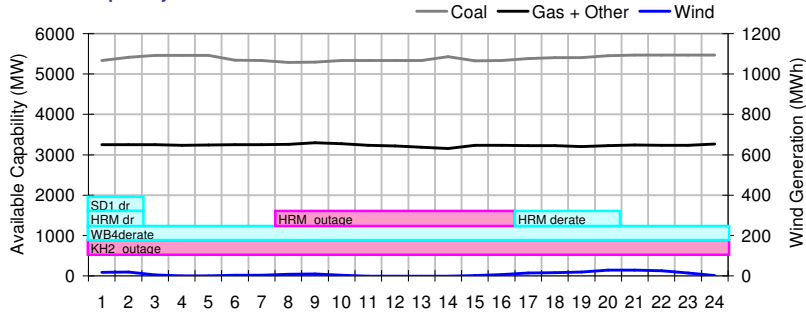


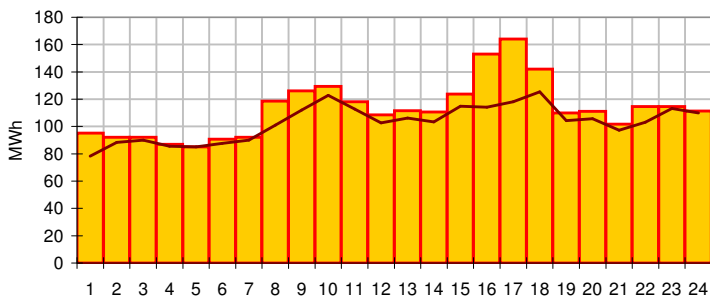
**Pool Price and Demand**



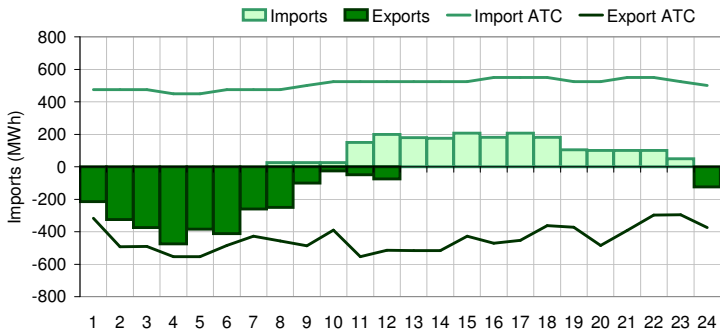
**Available Capacity**



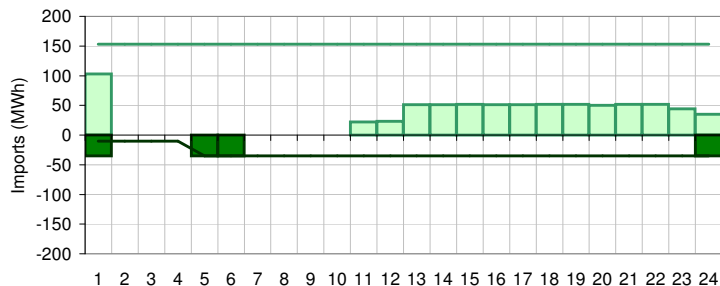
**Dispatched TMR and DDS**



**BC Intertie**



**SK Intertie**



**Pool Price (\$/MWh)**

	Today	This day last week	30 day rolling average	Year to date
average	\$ 35.40	\$ 38.41	\$ 88.00	\$ 88.57
on peak	\$ 44.68	\$ 47.53	\$ 120.23	\$ 115.60
off peak	\$ 16.83	\$ 20.15	\$ 33.98	\$ 47.56

**Gas price**

	Today	This day last week	30 day rolling average	Year to date
AECO-C (\$/GJ)	\$ 5.51	\$ 5.94	\$ 6.18	\$ 8.28
Heat rate (GJ/MWh)	6.42	6.46	14.24	10.69

**Demand (MWh)**

	Today	This day last week	30 day rolling average	Year to date
average	7542	7342	7706	7930
on peak	7791	7557	8084	8319
off peak	7044	6912	7134	7381

**Coal**

	Today	This day last week	30 day rolling average	Year to date
average AC/MC (%)	89.8%	84.8%	84.8%	85.0%
maximum AC/MC (%)	91.1%	90.7%	88.5%	
minimum AC/MC (%)	88.1%	73.7%	80.1%	

**Gas + Other**

	Today	This day last week	30 day rolling average	Year to date
average AC/MC (%)	66.5%	67.7%	70.7%	73.8%
maximum AC/MC (%)	67.8%	69.2%	73.3%	
minimum AC/MC (%)	64.9%	64.1%	66.3%	

**Wind Generation (MWh)**

	Today	This day last week	30 day rolling average	Year to date
average	9	53		
minimum	0	2		
maximum	28	193		

**Transmission Must Run (MWh)**

	Today	This day last week	30 day rolling average	Year to date
average	113	76		
minimum	85	51		
maximum	164	91		

**Dispatch Down Service (MWh)**

	Today	This day last week	30 day rolling average	Year to date
average	103	71		
minimum	78	27		
maximum	125	88		

**Intertie**

	Today	This day last week	30 day rolling average	Year to date
Mid-C On-Peak	\$ 62.16	\$ 62.15	\$ 61.76	\$ 68.79
Mid-C Off-Peak	\$ 50.51	\$ 52.12	\$ 50.31	\$ 52.91
Minn Hub On-Peak	\$ 44.15	\$ 37.54	\$ 52.29	\$ 66.64
Minn Hub Off-Peak	\$ 13.22	\$ 10.31	\$ 11.88	\$ 25.75
Exchange rate (US:CDN)	1.05746	1.06985		

**BC Import % of ATC**

	Today	This day last week	30 day rolling average	Year to date
BC Import % of ATC	16.4%	6.2%	15.8%	35.1%
SK Import % of ATC	20.2%	2.4%	35.5%	52.8%
BC Export % of ATC	0.0%	20.9%	16.2%	20.3%
SK Export % of ATC	18.9%	49.2%	19.8%	15.1%

**Summary of Average Pool Price and Gas price**

