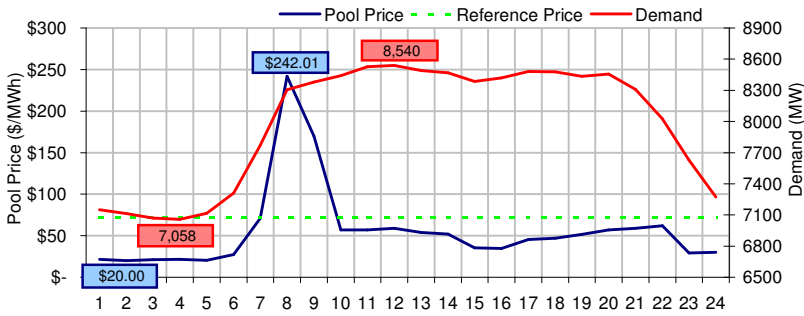
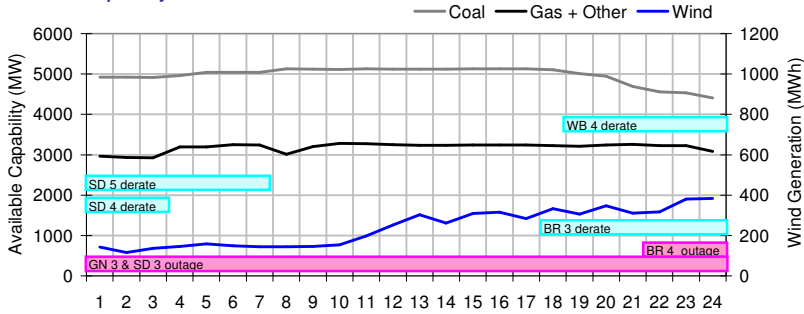


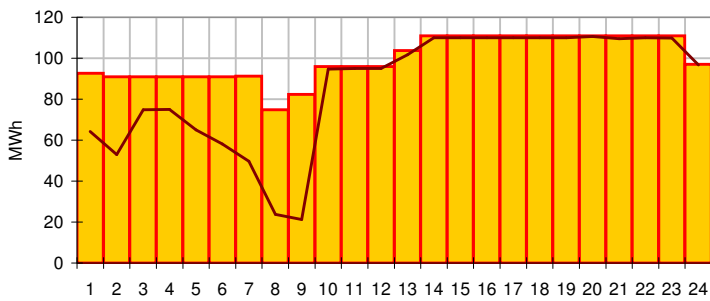
**Pool Price and Demand**



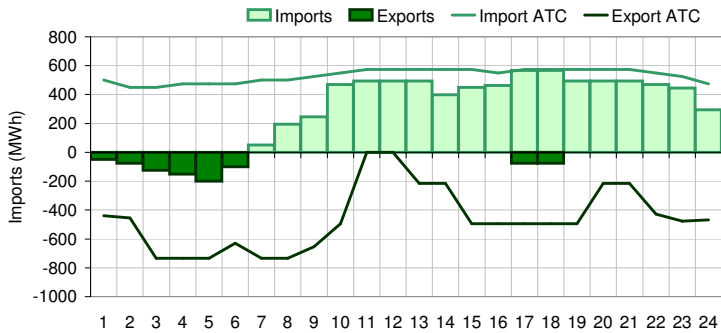
**Available Capacity**



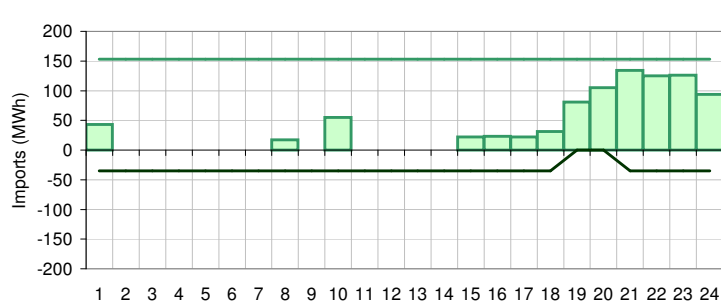
**Dispatched TMR and DDS**



**BC Intertie**



**SK Intertie**



**Pool Price (\$/MWh)**

	Today	This day last week	30 day rolling average	Year to date
average	\$ 56.03	\$ 72.08	\$ 102.35	\$ 89.97
on peak	\$ 69.52	\$ 92.81	\$ 147.40	\$ 119.16
off peak	\$ 29.07	\$ 30.61	\$ 40.25	\$ 46.90

**Gas price**

	Today	This day last week	30 day rolling average	Year to date
AECO-C (\$/GJ)	\$ 6.77	\$ 5.93	\$ 6.01	\$ 8.05
Heat rate (GJ/MWh)	8.28	12.16	17.04	11.17

**Demand (MWh)**

	Today	This day last week	30 day rolling average	Year to date
average	7985	7406	7665	7903
on peak	8361	7680	8024	8305
off peak	7233	6858	7111	7368

**Coal**

	Today	This day last week	30 day rolling average	Year to date
average AC/MC (%)	82.8%	75.9%	81.3%	84.6%
maximum AC/MC (%)	85.4%	81.0%	84.5%	
minimum AC/MC (%)	73.4%	70.4%	77.0%	

**Gas + Other**

	Today	This day last week	30 day rolling average	Year to date
average AC/MC (%)	65.4%	70.3%	65.8%	73.0%
maximum AC/MC (%)	67.4%	72.0%	68.6%	
minimum AC/MC (%)	60.1%	65.4%	62.0%	

**Wind Generation (MWh)**

	Today	This day last week
average	239	283
minimum	116	82
maximum	383	408

**Transmission Must Run (MWh)**

	Today	This day last week
average	100	88
minimum	75	30
maximum	111	98

**Dispatch Down Service (MWh)**

	Today	This day last week
average	86	57
minimum	21	0
maximum	111	93

**Intertie**

	Today	This day last week	30 day rolling average	Year to date
Mid-C On-Peak	\$ 60.68	\$ 59.17	\$ 55.82	\$ 67.46
Mid-C Off-Peak	\$ 53.34	\$ 52.38	\$ 45.03	\$ 52.10
Minn Hub On-Peak	\$ 55.27	\$ 53.20	\$ 45.63	\$ 64.51
Minn Hub Off-Peak	\$ 26.30	\$ 9.46	\$ 14.32	\$ 24.61
Exchange rate (US:CDN)	1.18217	1.17388		

	Today	This day last week	30 day rolling average	Year to date
BC Import % of ATC	59.4%	37.6%	41.0%	35.8%
SK Import % of ATC	23.9%	75.2%	41.4%	51.7%
BC Export % of ATC	0.0%	0.3%	18.4%	20.1%
SK Export % of ATC	0.0%	0.0%	15.9%	15.1%

**Summary of Average Pool Price and Gas price**

