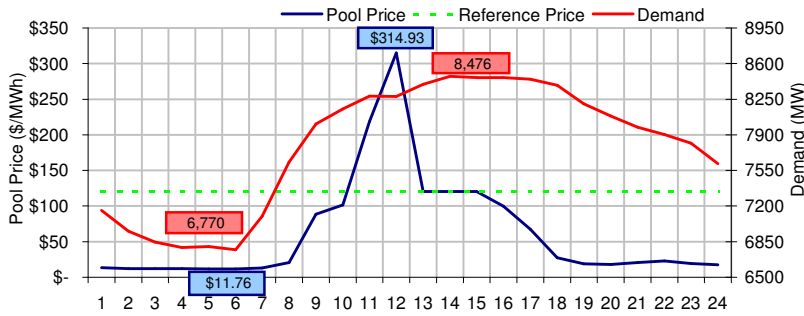
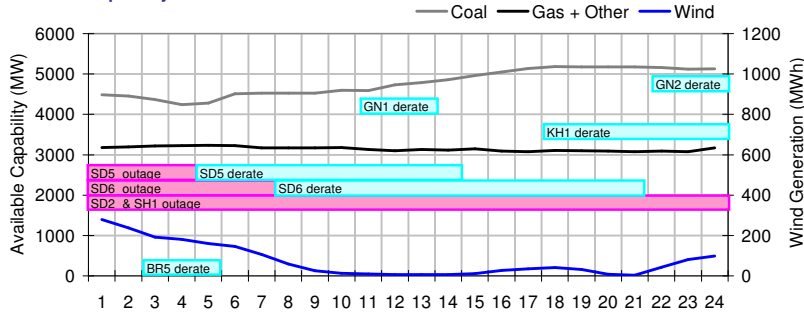


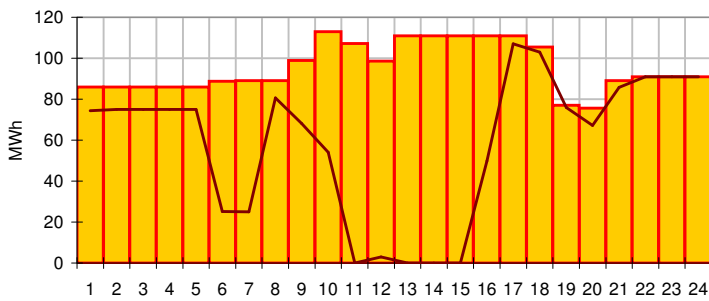
### Pool Price and Demand



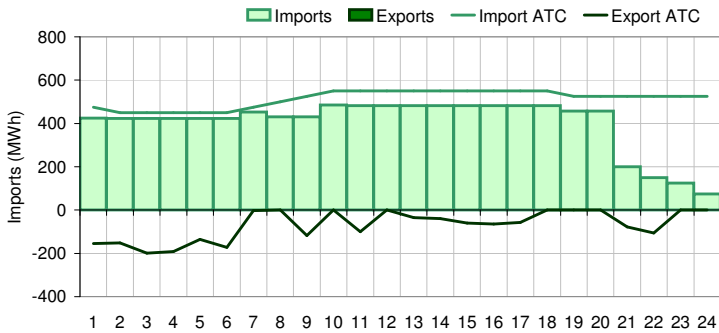
### Available Capacity



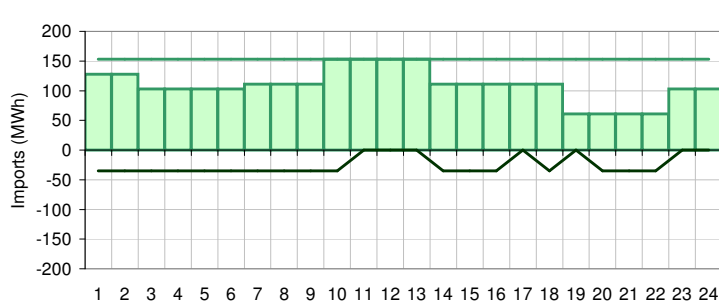
### Dispatched TMR and DDS



### BC Intertie



### SK Intertie



### Pool Price (\$/MWh)

	Today	This day last week	30 day rolling average	Year to date
average	\$ 62.63	\$ 94.87	\$ 100.44	\$ 93.21
on peak	\$ 87.47	\$ 137.06	\$ 148.08	\$ 118.97
off peak	\$ 12.95	\$ 10.48	\$ 28.22	\$ 54.59

### Gas price

	Today	This day last week	30 day rolling average	Year to date
AECO-C (\$/GJ)	\$ 10.86	\$ 10.69	\$ 10.16	\$ 8.48
Heat rate (GJ/MWh)	5.77	8.87	9.88	10.99

### Demand (MWh)

	Today	This day last week	30 day rolling average	Year to date
average	7792	7571	7462	7964
on peak	8186	7903	7848	8327
off peak	7005	6907	6884	7401

### Coal

	Today	This day last week	30 day rolling average	Year to date
average AC/MC (%)	79.62%	75.50%	75.35%	84.93%
maximum AC/MC (%)	86.32%	84.95%	78.79%	
minimum AC/MC (%)	70.55%	69.23%	71.66%	

### Gas + Other

	Today	This day last week	30 day rolling average	Year to date
average AC/MC (%)	64.65%	70.56%	70.36%	60.02%
maximum AC/MC (%)	66.56%	71.94%	72.80%	
minimum AC/MC (%)	63.15%	68.95%	66.27%	

### Wind Generation (MWh)

	Today	This day last week	30 day rolling average	Year to date
average	75	299		
minimum	4	99		
maximum	279	364		

### Transmission Must Run (MWh)

	Today	This day last week	30 day rolling average	Year to date
average	95	86		
minimum	76	25		
maximum	113	96		

### Dispatch Down Service (MWh)

	Today	This day last week	30 day rolling average	Year to date
average	58	74		
minimum	0	0		
maximum	107	92		

### Intertie

	Today	This day last week	30 day rolling average	Year to date
Mid-C On-Peak	\$ 69.28	\$ 9.73	\$ 27.86	\$ 68.91
Mid-C Off-Peak	\$ 0.36	\$ (1.83)	\$ 2.34	\$ 56.69
Minn Hub On-Peak	\$ 66.81	\$ 56.87	\$ 52.04	\$ 66.08
Minn Hub Off-Peak	\$ 11.69	\$ 9.65	\$ 14.51	\$ 31.41
Exchange rate (US:CDN)	1.01609	1.02255		

### BC Import % of ATC

	Today	This day last week	30 day rolling average	Year to date
BC Import % of ATC	78.37%	86.62%	74.78%	37.15%
SK Import % of ATC	71.30%	17.68%	45.18%	51.53%
BC Export % of ATC	0.00%	0.00%	0.00%	19.65%
SK Export % of ATC	0.00%	4.17%	8.61%	17.15%

### Summary of Average Pool Price and Gas price

